


LEARN PERSPECTIVE DRAWING SKILLS




Grab your **NEW VICTORY** Notebook, a pencil, eraser and some fun things to color with.



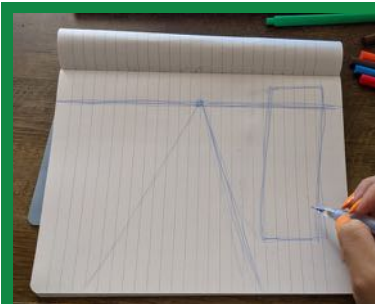
Open up your notebook horizontally. Using your pencil, draw a line across the page.




Now, find the center of your line and draw a dot.




Draw two lines coming from that dot and out towards you, like a triangle!




Draw a rectangle shape on the right side of the page.



Draw a line from the top left corner of the rectangle to the dot.



Draw another line to the rectangle's bottom left corner.




Now, draw a **VERTICAL** line between the lines from 6 and 7.




Powered by New 42


NEW VICTORY
arts break
SOUTH AMERICA



Erase the lines you do not need.



Repeat the same steps on the left side.



Imagine that one building is yours and the other is your neighbors! Add some details to show what you have in common and things to celebrate your differences.



Make the lines solid with a marker, crayon, or color pencil.



Add color!