

NEW VICTORY

THEATER

# NEW VICTORY® SCHOOL TOOL®

RESOURCE GUIDE

## CIRQUE MECHANICS



# 42

FT

A MENAGERIE  
OF MECHANICAL  
MARVELS

2019-20 SEASON

# THE NEW VICTORY® THEATER

New York's Theater for Kids and Families

POWERED BY NEW 42

# NEW VICTORY EDUCATION

209 W 42nd Street, New York, NY 10036 • Education@NewVictory.org | 646.223.3090

New Victory opens new worlds to young people and families through extraordinary performances, education and engagement programs. Bringing kids to the arts and the arts to kids since 1995, this nonprofit theater has become a standard-bearer of quality performing arts for young audiences in the United States. Featuring artistic disciplines and traditions from a multitude of cultures, New Victory presents theatrical stories and experiences that spark the imagination and broaden our understanding of the world and our place in it.

New Victory provides more kids in more grades with more live performing arts than any other cultural organization in the city. Every year, NEW VICTORY Education makes it possible for 40,000 kids to attend student matinees and see NEW VICTORY shows for little to no cost. In schools across the city, New Victory pairs these visits with free, arts-based classroom workshops and residencies, and offers artistic professional development to educators who want to incorporate the arts into their daily curriculum.

New Victory is committed to arts access for all communities of New York to experience and engage with the exemplary international shows on its stages. The nonprofit is celebrated for programs including Victory Dance, which provides free dance performances and education to NYC summer schools; SPARK, a multi-year program to infuse arts-deprived school communities with live performing arts and arts education; and GIVE, a new initiative to address equitable student engagement in inclusion classrooms.

## NEW VICTORY SCHOOL TOOL Resource Guides

Available to School Partners for every show in our season, NEW VICTORY SCHOOL TOOL Resource Guides are designed for educators to explore the artistry and key themes of each production.

Filled with practical, engaging and ready-to-implement activities that allow any teacher to incorporate New Victory into their classroom, NEW VICTORY SCHOOL TOOLS are designed to enrich the performance experience before, during and after the students' trip to the theater.

## JOBS FOR YOUNG PEOPLE

Discover the New 42 Youth Corps, a youth development initiative that pairs life skills training with jobs in the arts for high school and college students. The Youth Corps is composed of four different tracks to meet students where they are academically and professionally, and to serve New York City with a diverse, creative pipeline of young talent.

### NEW VICTORY Usher Corps

At New Victory, students ages 16-19 can apply to join the Usher Corps, a rigorous three-year program that offers:

- Live theater from around the world
- Job training and workshops
- A supportive team of young adults from across the city
- Hands-on work with kids and families in a friendly, fast-paced environment
- Personal and professional growth

*Please be advised that the unauthorized reproduction or distribution of NEW VICTORY SCHOOL TOOL Resource Guides for any purpose other than educational, such as for commercial or monetary gain, may constitute copyright infringement and may be punishable by law. For more information, please contact the NEW VICTORY Education Department at [Education@NewVictory.org](mailto:Education@NewVictory.org)*

NEW VICTORY SCHOOL TOOL® Resource Guides are made possible by a generous gift in memory of Fr. John R. Scarangelo, OFM whose lifelong passion for the theater was a powerful influence on all who were fortunate to know and love him.





# TABLE OF CONTENTS

What Guides NEW VICTORY Education: Our Pillars! p. 4

Learning Standards p. 5

## **PULLING BACK THE CURTAIN** p. 6

Peeking Under the Big Top with Cirque Mechanics p.7

Fun Facts p. 8

Peeking Under the Big Top: The Art Forms p. 9

Peeking Under the Big Top: Unit Plan Brainstorms p. 10

## **BEFORE THE SHOW** p. 11

Act List p.12

Activity: A Game of Trust p.13

Creativity Page: Come One! Come All! p. 14

## **AT HOME** p.15

Resource for Families p. 16

Family Fun Facts / FUN FACTivity! p. 17

## **HEADING TO THE THEATER** p. 19

Heads Up! / No-Hush Zone p. 20

Trip Guide p.21

Creativity Page: The Ringleader's Speech p. 23

## **AFTER THE SHOW** p. 24

Performance Reflection p. 25

Performance Reflection: La Critique de Cirque p. 26

Activity: You're Being an Idiom p. 27

Creativity Page: What's Your Circus Superpower? p. 28

Sources p. 29

Land Acknowledgment p. 30



A MENAGERIE  
OF MECHANICAL  
MARVELS

**NEW VICTORY® THEATER**

NEW VICTORY® SCHOOL TOOL® Resource Guides



# OUR GUIDING PILLARS

*Want to know what guides the work we do in NEW VICTORY Education?  
The Guiding Pillars on this page are the foundation of how we strive  
to cultivate collaboration and creativity for everyone!*

## ARTS FOR ALL

How is the work accessible to and inclusive of everyone?

## ART FORM

How are we honoring and exploring the technique of the art forms presented on our stage?

## COMMUNITY

How are we encouraging ensemble and collaboration within the communities we work with?

## CREATE

How can we activate art-making and creativity to explore the art form in each production?

## DISCOVERY

What methods are we employing? What questions are we asking to encourage opportunities for meaning-making, deepening understanding, inquiry, curiosity, risk-taking and learning about oneself, one's peers and the world around us?

## PLAY

How is the work sparking imagination, encouraging joy in learning and evoking laughter?

# LEARNING STANDARDS

New Victory is excited to provide educators and students with this 2019-20 NEW VICTORY SCHOOL TOOL Resource Guide! The activities, creativity pages and reflection tools included in this guide will allow everyone to engage with a variety of art forms and themes that you will see on stage at the New Victory. All activities and creativity pages can be directly connected to the Next Generation Learning Standards, the *Blueprint* Strands for Teaching and Learning and New York State Standards in the Arts. Have fun exploring and we'll see you at the theater!

## NEXT GENERATION LEARNING STANDARDS:

- Reading: 1; 2; 3; 4; 5; 6
- Writing: 2; 3; 4; 5
- Speaking and Listening: 1; 2; 3; 4; 5; 6
- Language: 1; 2; 3

## NEW YORK STATE LEARNING STANDARDS FOR THE ARTS:

- Creating, Performing, Responding, Connecting

## BLUEPRINT FOR TEACHING AND LEARNING IN THE ARTS:

- Theater Making, Developing Theater Literacy, Making Connections
- Art Making, Developing Art Literacy, Making Connections





## PULLING BACK THE CURTAIN

Behold! A man so strong he juggles trees! An acrobat so light she floats on air! With a brilliant blur of sequined stilts, feathered frocks and flashing circus stripes, the endlessly inventive Cirque Mechanics upends expectations in a dizzying, dazzling array of acts that have never before appeared on the New Victory stage. Bright with light, laughter and good cheer, this stunning spectacle is a high-flying hit for the holidays!

Peeking Under  
the Big Top

Fun Facts

The Art Forms

Unit Plan Brainstorms



# Peeking Under The Big Top


Where in the world is  
Cirque Mechanics from?

## CIRQUE MECHANICS

LAS VEGAS



At the center of a traditional circus we find a 42-foot ring full of thrills, laughs and excitement. In 42FT - A MENAGERIE OF MECHANICAL MARVELS, the company dares us to leap into the circus ring to experience the endurance of this evolving art form. The show's unique mechanical interpretation of the traditional one-ring circus creates a welcoming place where everyone can be amazed! The action in 42FT is displayed with theatricality and a modern sensibility, showcasing a galloping mechanical metal horse and a rotating tent frame for strongmen, acrobats and aerialists, and more!



Circus + Mechanical Spectacle  
+ Historical Storytelling

= 42 FT

A MENAGERIE  
OF MECHANICAL  
MARVELS

NEW VICTORY® THEATER

NEW VICTORY® SCHOOL TOOL® Resource Guides



[NewVictory.org/SchoolTool](http://NewVictory.org/SchoolTool)


© The New 42nd Street

# Fun Facts



Ever wonder why you've never heard of a three-square circus? Or, a triple-triangle with trapezes? Circuses come in rings because they were first designed for horse tricks!

**Sir Philip Astley**, father of the modern circus, built the circus rings so trick-riders could do amazing feats on top of horses galloping in circles.




Pulleys, levers and screws, oh my! Did you know that machines, like the ones that inspire the work of Cirque Mechanics, have been around for a very long time? Like, since 300 BCE!

**Archimedes**—a Greek physicist, engineer, mathematician, and inventor—was the first to describe these simple machines.



New show, who dis? If **Cirque Mechanics** sounds familiar, that makes sense! This is the fourth show they've done at the New Victory!

They tour all over the world—all the time!



Here's a **JUMBO**-sized fact: circuses changed the meaning of the word 'jumbo.' Jumbo was originally used to mean goofy, but when P.T. Barnum introduced a massive elephant named Jumbo, the word quickly became synonymous with large-scale things!



Peeking into the past can be fun and inspirational! Cirque Mechanics used real photos of circuses from the **1930's** to create the characters, costumes and settings for 42FT - A MENAGERIE OF MECHANICAL MARVELS!




**42 FT**

A MENAGERIE  
OF MECHANICAL  
MARVELS

**NEW VICTORY® THEATER**

NEW VICTORY® SCHOOL TOOL® Resource Guides



# Peeking Under The Big Top: The Art Forms

## ACROBATICS

In 42FT - A MENAGERIE OF MECHANICAL MARVELS, the performers use acrobatics, in addition to clowning and circus techniques, as a means of storytelling and spectacle. Acrobatic performance entails feats of brute strength, agility, coordination and balance. This type of performance dates all the way back to the Minoan civilization, around 2000 BCE, with citizens performing acrobatics on top of bulls. Look for similar elements of danger that seem to defy gravity!

.....



## MODERN CIRCUS

This form of entertainment employs a variety of acts including acrobatics, juggling, clowning and other physical feats. Although traditional circus is performed under a tent and includes both human and animal acts, many modern circuses are performed on a stage and do not use animals as part of the performance. 42FT - A MENAGERIE OF MECHANICAL MARVELS is a modern circus that incorporates traditional circus acts. The circus has western roots in the traditions of the Roman Empire. Acrobats, jugglers and trained exotic animals wowed crowds in large tiered stadiums before battles and chariot races. The tradition of a traveling circus has been upheld for centuries in cultures around the world. Circus legends such as P. T. Barnum (who famously reinvented the circus in America in the late 1800s) paved the way for the modern reinvention of circus by making it an awe-inspiring spectacle for all ages.

.....



## CLOWNING

Clowning is an ancient form of theater that is rooted in physical comedy. This art form embraces and highlights the absurdity of everyday situations and has the power to transcend verbal language and cultural barriers through visual spectacle. Although no one knows who first bore the title of "clown," the Native American Pueblo tribe called the Zunis dubbed this type of character the "Contrary." Adorned with a striped costume and sporting a cone-shaped hat, the Contrary's sole task was to draw attention to the absurdity of everyday life by highlighting, through physical action, the clumsy, inarticulate, badly-behaved mirror image of humanity. Though not as prominently featured in the show as acrobatics, clowning certainly has a presence and adds elements of theatricality and amusement throughout the show!



## What do your students already know?

Prior to exploring 42FT - A MENAGERIE OF MECHANICAL MARVELS (42FT) with your students, find out how much they already know about **MODERN CIRCUS** and **CLOWNING**. In addition, allow them to explore the theme: **COMMUNITY**.

*Have you ever seen acrobats perform in real life?*

*Have you ever seen a modern circus before? What did you enjoy about it and why?*

*What element(s) of circus do you like best? Why?*

*What laws of physics might make acrobatics possible?*

*What does the term "community" mean to you?*

*Where do you think you might see community at play in 42FT?*



A MENAGERIE  
OF MECHANICAL  
MARVELS

NEW VICTORY® THEATER

NEW VICTORY® SCHOOL TOOL® Resource Guides





# Peeking Under The Big Top: Unit Plan Brainstorms

## **INSPO UNDER THE BIG TOP** (ENGLISH LANGUAGE ARTS, HISTORY, SOCIAL STUDIES, VISUAL ARTS)

Use the experience of seeing *42FT - A MENAGERIE OF MECHANICAL MARVELS* to create a class inspo board! Start by telling your students: *If, as a class, we could create our very own circus, how would we go about it? Who would be featured? What kinds of audiences would we want to attract?* After a brief discussion, have each student research the history of circus, including how and why it was created, what types of acts, people and animals were featured and the design elements that make circus thrilling! Then tell them that, together, they are going to create a wall-sized inspo board. Using what they've learned through research, brainstorm with your students the kinds of images and objects they might want to include on their visual display. They might want to include photos, news articles, magazine clippings, excerpts from favorite books, fantastical stories written about circus or artwork they decide to create based on what they learned from their research! Allow a few days for your students to collect or create the things they want to include on the class inspo board. Once all items have been brought into the classroom, designate a spot in the room and work as a group to put together your dynamic visual display. Invite other classes to "come one, come all" and take a gander at what you've created, inspiring awe and intrigue around all things circus!

**To support this unit, use the Creativity Page *What's Is Your Circus Superpower?* in the After the Show section.**

## **CIRQUE DE COSPLAY** (ENGLISH LANGUAGE ARTS, VISUAL ART)

The costumes worn by the performers in *42FT - A MENAGERIE OF MECHANICAL MARVELS* are inspired by traditional circus garb. Work with your students to design cirque couture of their very own—first on paper, then IRL! Guide them through the design process by asking questions like: *If you were featured in a circus, what kind of costume would you wear? What act you would want to perform and why? What are the functional needs of your costume and what type(s) of material would it be made of? What type(s) of designs would be on your costume?* Then, have your students create artistic renderings of their imagined costumes. Next, have them create their costumes out of materials accessible in your school, such as paper bags, card stock or construction paper. Finally, have a circus costume parade, inviting other classes to see the wonders your students have created!

**To support this unit, use the Creativity Page *Come One! Come All!* in the Before the Show section.**

## **THERE'S SCIENTIFIC STUFF IN CIRCUS** (THEATER, SCIENCE)

The way acrobats and circus artists move seems to defy gravity. How are their art forms even possible? First, as a group discuss why the show may have been called *42FT - A MENAGERIE OF MECHANICAL MARVELS*. Explain that, in the 1700s, Philip Astley discovered that 42 feet was the ideal diameter for a circus ring to maximize use of centripetal force while a performer was riding on a horse's back inside of that ring. Next, have your students hypothesize about how some of the circus acts are achieved. Then, discuss the key physics concepts that make the exciting artistry of circus possible! For instance, Newton's Laws of Motion: First Law (law of inertia), Second Law ( $F = ma$ ), Third Law (action-reaction) and centrifugal/centripetal force. Then, divide your students into four groups, asking each group to research one of the following acts: aerial acrobatics, slack wire, horse juggling and Russian swing. Ask questions like: *In which acts do you notice the laws of physics at work? How are the laws of physics demonstrated in each act? What kind of skills does the circus performer need to have to perform this act? How do the tools they use support their work? When and how did the acts first come about?* Finally, have each group present their findings to the class!

**To support this unit, use the Activity *A Game of Trust* in the Before the Show section.**



**NEW VICTORY® THEATER**

NEW VICTORY® SCHOOL TOOL® Resource Guides







## BEFORE THE SHOW

In this section, you'll find ready-to-implement teacher-led classroom activities and student-centered creativity pages which allow educators and kids to explore the themes and artistry of the show!

Act List

Activity: A Game of Trust

Creativity Page: Come One! Come All!

## BEFORE THE SHOW: Act List

Here's a snapshot of some of the acts you'll see on stage in  
42FT - A MENAGERIE OF MECHANICAL MARVELS!

JUSTIN FINDS THE CIRCUS

THE SUITCASE

OPENING PARADE

CHARIVARI

HORSE JUGGLING

TRAPEZE DUO

ANIMAL TRAINER

KNIFE THROWING WHEEL

STRONGMAN

SLACK WIRE

BRAVADO BROTHERS

RUSSIAN SWING

FINALE



*Acts are subject to change*

# BEFORE THE SHOW: Activity

## A Game of Trust

In 42FT - A MENAGERIE OF MECHANICAL MARVELS, the performers engage in fantastic feats of physical agility, weight-sharing, clowning and acrobatics! Acrobatics, particularly when performed with partners, require, among other things, the ability to trust each other, fostering community among performers.

Teach these basic partner balances to build up your students' own sense of trust and community in their classmates. After you've completed this activity, have students, in small groups use this new knowledge to create their own circus trick. Then, ask volunteers to explain their trick or demonstrate it for the class!

1. To begin, have students partner up!
2. Tell partners to stand facing each other, with their toes touching.
3. Have partners hold each other's wrists in a catcher's lock.

**Circus Pro Tip:** *This is a move used by trapeze artists in which one partner holds the other partner's forearm, just above the wrists, to create a strong lock between the two. This is to keep each other safe.*

4. Tell students to keep their bodies stiff as boards as partners lean back until their elbows are completely extended.
5. Once partners establish their balancing point, encourage them to release their outside hands, rotating their shoulders outwards and "style" with the free hand.

**Circus Pro Tip:** *Circus performers end each trick or act with a "Style." This is a pose of your own choosing that lets the audience know when to applaud!*

6. Then, have partners return their open arms into catcher's lock position and then safely pull themselves back to an upright position and step out of their pose.
7. Now, let's change things up! Have partners stand back-to-back so that they feel their shoulder blades pressing into their partner's shoulder blades.

**Circus Pro Tip:** *Remind students that if they stand straight up in the middle of this trick, their partner will fall!*

8. Keeping their bodies completely straight, have both students walk their feet away from the center. Apprehensive students might want to grab hands. If they do, their arms should be straight down by their side. The shape should look like an A or an upside-down V.

**Circus Pro Tip:** *Encourage students to keep their knees straight as they lean back. Some students will sit as they lean back, creating a bend. Ask them to pull their belly button forward to make their body straight.*

9. Celebrate students' circus prowess by having volunteer pairs show off their newly-learned acrobatics!

### Reflection Questions:

*What did you find most challenging about these two weight-sharing activities?*

*How could this activity help build trust and community?*


*Why do you think performers might do this type of work in preparation for a performance?*



A MENAGERIE  
OF MECHANICAL  
MARVELS

NEW VICTORY® THEATER

NEW VICTORY® SCHOOL TOOL® Resource Guides





# COME ALI!



**Then, draw your unique visual masterpiece in the space provided!**



**NEW VICTORY® THEATER**  
NEW VICTORY® SCHOOL TOOL® Resource Guides





## AT HOME

Print this section and send it home with your students' permission slips. This section includes engaging activities for the whole family that will help build anticipation for seeing a live performance and help to reflect on the experience of seeing a show!

Resource for Families

Family Fun Facts /  
FUN FACTivity!

# AT HOME: Resource For Families

## BE A PART OF YOUR KID'S FIELD TRIP!

### WATCH

Check out the video trailer and a message from Cirque Mechanics at [www.NewVictory.org](http://www.NewVictory.org)

While you're there, do the suggested Family Activities to learn more about the show!

### ASK

#### Ask your kid BEFORE the show:

*What do you think modern circus is?*

*How do you think the performers discovered their talent for acrobatics?*

*What are you most excited about for your trip to The New Victory Theater?*

#### Ask your kid AFTER the show:

*What was your favorite part of the show?*

*How would you describe a modern circus?*

*What elements of traditional circus did you notice in the show?*

*Did anything about the show surprise you?*



### VISIT

#### Experience New Victory with your kid!

The New Victory is New York City's only performing arts theater exclusively devoted to kids, their families and classmates, bringing exhilarating stories, innovative art forms and unparalleled performers from around the world to its historic stage in Times Square.

**Use code ST1920 and save 20% on full price tickets.**

This offer is valid for all shows in the 2019-20 season, excluding performances on Nov 29 - Dec 1, 2019 and Dec 26, 2019 - Jan 1, 2020. Limit 8 tickets per order.

For a full list of shows in the New Victory 2019-20 season, visit [NewVictory.org](http://NewVictory.org).

#### ONLINE

Visit [NewVictory.org](http://NewVictory.org) and enter promo code **ST1920**

#### PHONE

Call 646.223.3010 and mention code **ST1920**

#### IN PERSON

Visit the New Victory box office and mention code **ST1920**

209 W 42nd Street, NYC (between 7th & 8th Aves)

Box office hours: Sunday - Monday: 11am-5pm;

Tuesday - Saturday: 12pm-7pm



**A MENAGERIE  
OF MECHANICAL  
MARVELS**

**NEW VICTORY® THEATER**

NEW VICTORY® SCHOOL TOOL® Resource Guides





# AT HOME: Family Fun Facts




Ever wonder why you've never heard of a three-square circus? Or, a triple-triangle with trapezes? Circuses come in rings because they were first designed for horse tricks!

**Sir Philip Astley**, father of the modern circus, built the circus rings so trick-riders could do amazing feats on top of horses galloping in circles.




New show, who dis? If **Cirque Mechanics** sounds familiar, that makes sense! This is the fourth show they've done at the New Victory! They tour all over the world—all the time!



Pulleys, levers and screws, oh my! Did you know that machines, like the ones that inspire the work of Cirque Mechanics, have been around for a very long time? Like, since 300 BCE!

**Archimedes**—a Greek physicist, engineer, mathematician, and inventor—was the first to describe these simple machines.



Here's a **JUMBO**-sized fact: circuses changed the meaning of the word 'jumbo.' Jumbo was originally used to mean goofy, but when P.T. Barnum introduced a massive elephant named Jumbo, the word quickly became synonymous with large-scale things!




Flip over to the next page to juggle some **FUN FACTivities!** (You're gonna use your brain and it's gonna be awesome!)



A MENAGERIE  
OF MECHANICAL  
MARVELS

**NEW VICTORY® THEATER**

NEW VICTORY® SCHOOL TOOL® Resource Guides

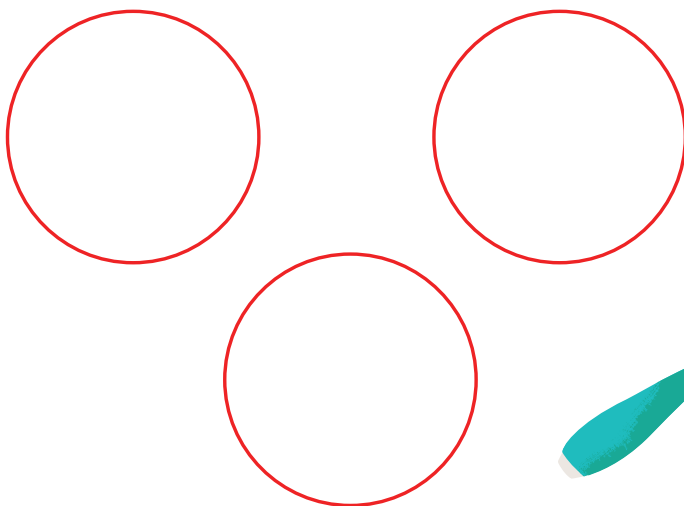


# AT HOME: Family FUN FACTivity

**1** Let's go on a simple machine scavenger hunt! Cirque Mechanics bases all of their work around how machines work. Most machines can be broken down into simple machines like levers, pulleys, wedges, screws and inclined planes. Look at the graphic below and **find an example of each of those simple machines in your space**. Have a family member help and time you. You have two minutes. Go!




**2** It's your three-ring circus now! There are three rings on this paper and you need to choose three very special acts to go in those rings! **Write down those three acts, one outside of each circle**. They could be juggling, clowns, trapeze, horseback riding, elephants, or something completely different! Next, like the circus horses of old, you need to **spin around in circles** (for at least one count of three). After you spin try to **draw the acts** you chose inside their circles! Ready? Go!



**3** Cirque Mechanics has performed some really cool shows at the New Victory like *Pedal Punk* and *Boomtown*. All of these shows are inspired by historical events and built around mechanical devices. To create your own show like this, just fill in the blanks in the sentence below. Then read it aloud like you are the ringleader of your very own circus!

Inspired by \_\_\_\_\_ the thrilling, circus  
*historical event*  
exploration of \_\_\_\_\_ full of daring feats and  
*machine*  
magical moments is sure to inspire. Enjoy  
\_\_\_\_\_  
*adjective describing historical event* - \_\_\_\_\_!  
*action the machine does*

**4** Let's be like Jumbo the Elephant and make some new meanings for words! In each of the elephants, write down a name for that particular animal, and try to change the meaning of that word based on the traits of an elephant. Remember Elephants are highly intelligent, super strong, long-living and they can run incredibly fast! Once you've named your elephant start using that name to mean one of those elephant traits. See if your family members can figure out what you mean!



A MENAGERIE  
OF MECHANICAL  
MARVELS

NEW VICTORY® THEATER

NEW VICTORY® SCHOOL TOOL® Resource Guides







## HEADING TO THE THEATER

Provide this resource to all teachers and chaperones attending the show. This section has information about how to get to the theater, New Victory's style of theater etiquette and includes engaging creative activities for students to do on their way to see the show!

[Heads Up! / No-Hush Zone](#)


[Trip Guide](#)

[Creativity Page:  
The Ringleader's Speech](#)



# Heads Up!

**42FT - A MENAGERIE OF MECHANICAL MARVELS (42FT)** harkens back to circuses of old and showcases an innovative reengineering of what circus is and how it's performed. It uses daring acrobatics and inventive mechanical techniques to tell a story of Justin, an everyman hoping to find his place in the world. **42FT** is sure to be a fun, high-flying, unique experience! Watch closely to see how the fantastic feats featured in the show are accomplished!



OOOOOOOOOOHHHHHHHHHHH!



## NO-HUSH ZONE: OOHS, AAHS AND APPLAUSE

Thank you for being our partner and making the performing arts a priority for your students! The New Victory prides itself on presenting performing arts that make kids (and adults) exclaim, dance, scream, laugh and giggle! We love when kids vocally and physically respond to what they're seeing on stage. In fact, many of the visiting artists tell us that their favorite part of performing at the New Victory is the real-time, honest reactions from the kids in the audience. Therefore, we ask you and your fellow teachers to help us by making the New Victory a "no-hush zone." Of course, we ask for your help in managing respectful behavior to avoid distractions that are not directly related to the action on stage. Additionally, please ensure your students follow the directions of the NEW VICTORY Ushers and other theater guidelines such as no electronic devices or eating and drinking in the theater.



AAAAAAAAAAHHHHHHHHHHH!



A MENAGERIE  
OF MECHANICAL  
MARVELS

**NEW VICTORY® THEATER**

NEW VICTORY® SCHOOL TOOL® Resource Guides



## Before you leave school

Bags will be collected by NEW VICTORY staff and stored during the performance when you arrive. We advise you to **leave all bags and lunches at school** if possible.

Plan to arrive at the NEW VICTORY venue at least 30 - 45 minutes before curtain time. The Building opens one hour prior to curtain (i.e. 10am for an 11am performance). If you realize that your group is running late, please contact the theater DIRECTLY at **646.223.3020**. If you will be arriving by bus, ensure that your driver drops your group off on the north side of 42nd Street between 7th and 8th Avenues.

## Arrival

When you reach 42nd Street, a member of the NEW VICTORY Front of House staff wearing a green vest will check in with the School Trip Leader.

If you arrive by bus, they will direct your bus to a location on the street where it is safest to unload the students. It is important to wait until our staff checks in the School Trip Leader and Bus Driver before unloading the students. Our staff member will record the bus number and give the School Trip Leader and the Bus Driver correlating tags. If you are unable to be dropped off in front of the theater please record the bus number for our Front of House staff. Please remember to have the School Trip Leader and the Bus Driver exchange cell numbers. The Front of House staff will give a time for the bus to return to pick up your school group. If you are arriving by subway or other public transportation, please form a line outside the theater when you arrive and wait to check in with a Front of House Staff member before entering the theater.

## The question of lunch

NEW VICTORY venues are not equipped to host lunch/ snacks. In the early autumn and spring months, nearby Bryant Park (42nd Street at 6th Avenue) offers a pleasant place for lunching, and there are also public restroom facilities.

## Seating

In order to make your experience at the theater as efficient and safe as possible, you will not be issued tickets.

NEW VICTORY Education staff carefully assign seats in advance of each performance, factoring in grade, group size and special circumstances. We are not able to honor specific seating requests with the exception of requests required for accessibility. We ask that your group remain seated after the show. As soon as we are able to escort you to your bus or the subway, an usher will come to you. If you have any questions, please contact the Education Department at: [Education\\_Tickets@NewVictory.org](mailto:Education_Tickets@NewVictory.org).

## Accessibility

**Wheelchair Accessibility:** Wheelchair seating must be requested in advance, at the time of the ticket reservation, and is subject to availability.

**Assistive Listening Devices:** Assistive listening devices are available for patrons who have hearing impairments. We suggest you request this service in advance.

**Sign Interpretation and Audio Description:** A sign interpreted and/or audio described performance is available for each education production at New Victory. We suggest you reserve tickets to these performances for this service and request it during your order. Please contact [Education\\_Tickets@NewVictory.org](mailto:Education_Tickets@NewVictory.org) if you are not able to reserve tickets and need this service.

**Sensory Friendly:** NEW VICTORY Education offers sensory friendly performances for certain shows. The sound will be adjusted to lower levels. House lights will be left at half. Fidgets are available as needed at every NEW VICTORY performance. Please ask a staff member if you need one during your next visit.



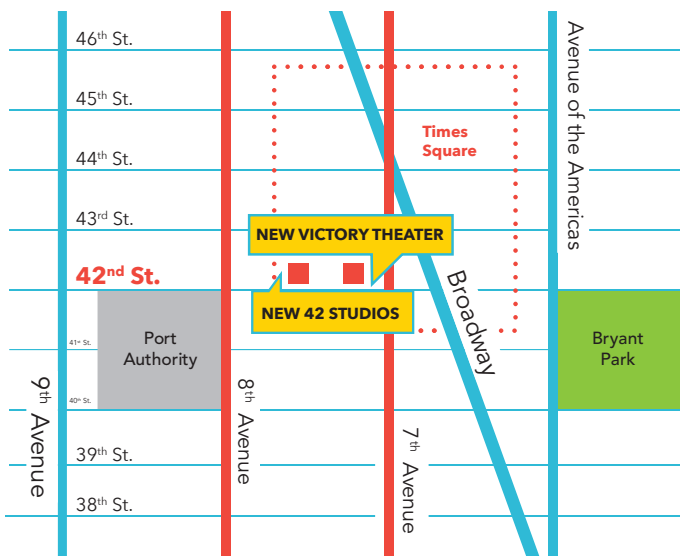
## Directions

**NEW VICTORY THEATER**  
209 West 42nd Street

**NEW 42 STUDIOS**  
229 West 42nd Street

### BY SCHOOL BUS

It is safest to drop off and pick up your school group on the **north side of the street** in front of the venue. Turn onto 42nd Street from 7th Avenue so students can unload in front.



### BY MTA, SUBWAY OR BUS

#### **1/2/3 N/R/Q/W/7**

Exit the station at 42nd Street/7th Avenue. When you come out of the turnstile, take the stairs to your right. All NEW VICTORY venues are directly to the west of the subway station.

#### **A/C/E to Port Authority**

Exit at 42nd Street/8th Avenue. Walk to 42nd Street, turn east, and continue walking until you arrive at NEW VICTORY venues.

#### **B/D/F/M**

Exit at 42nd Street/6th Avenue. Walk west on 42nd Street until you come to 7th Avenue. The venues are on the north side of the street at 7th Avenue, next to the subway station.

**The M10, M16, M27, M42, M104 buses all stop within one block of the venues.**

### During the show

42nd Street is extremely congested and has a high volume of traffic. **According to the New York City Department of Transportation, vehicles are not allowed to sit idle or park on the street without special permission.** Once your bus is empty, it is important that the bus driver find parking at a nearby location—see possible parking locations below.

*If a driver chooses to park on 42nd Street, they do so at their own risk of being ticketed by the police. The New Victory Theater is not responsible for bus drivers who receive parking tickets.*

### Possible parking locations

8th Avenue (both sides) between 38th and 39th Streets

11th Avenue (both sides) between 39th and 40th Streets

### Pick up

Taking Midtown traffic into consideration, bus drivers should leave their waiting location approximately 15 minutes prior to the return time given by the Front of House staff. Front of House staff will also help find a spot on 42nd Street to safely load your student group after the show has ended.

# HEADING TO THE THEATER: Creativity Page



## THE RINGLEADER'S SPEECH



The performers featured in 42FT – A MENAGERIE OF MECHANICAL MARVELS infuse their acts with a creative, heightened, theatrical sense of wonder! One very important element of a circus is the ringleader, also referred to as a ringmaster, who guides onlookers through their circus experience. Traditionally in circus, it's the ringleader's role to use exaggerated language when introducing acts, using phrases like "death-defying," "spectacular," "you'll be amazed" and "watch with wonder," just to name a few.

If you were the ringleader of a circus, how might you introduce your best friend's circus act?  
Fill in the blanks below to create your very own intro, then try it out in front of the class!

WELCOME TO THE \_\_\_\_\_ SHOW,  
*name of your best friend*

GUARANTEED TO FILL YOU WITH \_\_\_\_\_ AND \_\_\_\_\_ !  
*emotion emotion*



LISTEN TO THEIR \_\_\_\_\_ SINGING VOICE.  
*adjective*

MARVEL AT THE WAYS THEY \_\_\_\_\_ WITH GUSTO.  
*bodily function*

CHEER WHEN THEY SHOW OFF THEIR \_\_\_\_\_.  
*body part*

AND BE THRILLED BY THEIR \_\_\_\_\_ !  
*dance move*



PUT YOUR HANDS TOGETHER AS OUR CIRCUS BEGINS AND

\_\_\_\_\_  
*name of your best friend* TAKES CENTER RING!

Once you've created your ringleader speech, perform it for your best friend!



A MENAGERIE  
OF MECHANICAL  
MARVELS

NEW VICTORY® THEATER

NEW VICTORY® SCHOOL TOOL® Resource Guides





## AFTER THE SHOW

Following your trip to the New Victory, engage your students in an active discussion about the show's art forms and themes. Take time to reflect on the experience of seeing a live show, making connections to themselves, each other and the world around them by thinking about the themes embedded in the show. The activities and creativity pages in this section are an extension of the theater-going experience, allowing opportunities for students to activate and articulate their own thoughts and hear their classmates' ideas!

Performance Reflection

Activity: You're Being an Idiom

Creativity Page: What's Your Circus Superpower

Sources



# Performance Reflection

Following your trip to the New Victory, you may find that your students want to discuss the performance and their own opinions. Reflecting on the show and voicing an aesthetic response is an important part of the theater-going experience. Allowing your students the opportunity to articulate their own thoughts and hear the ideas of their classmates will increase the impact of the theater experience. **Using the following prompts, lead students in a discussion:**

*Was there a story? What was it about?*

*Who were the characters and what was their relationship to each other?*

*What were they in search of? Did they find it?*

*What were your favorite parts of the show?*

*What objects did you see onstage? How were they used? Did they remind you of anything?*

*What different production elements (music, lighting, costumes, set, etc.) did you notice in the show?*

*How did the show make you feel?*

## TEACHER TIP

Engaging in dialogue, asking questions and recalling observations are skills that we believe should be fostered and encouraged. When leading a performance reflection discussion, try the following model of critical response:

**Describe** (*I saw...*)

**Analyze** (*I wonder...*)

**Interpret** (*I think/feel...*)

**Evaluate** (*I believe...*)



A MENAGERIE  
OF MECHANICAL  
MARVELS

**NEW VICTORY® THEATER**

NEW VICTORY® SCHOOL TOOL® Resource Guides



## LE CRITIQUE DE CIRQUE



The part of the show that grabbed my attention the most was

---

---

While watching the show,  
I had the strongest  
reaction to


---

---

This show made me think about

---

---



Before seeing this show,  
I didn't know that

---

---

A question I have  
about the show is

---

---

If I were the director, one thing  
I would change about the show is


---

---

One thing I saw on stage during this  
show that I've never seen before was

---

---



After seeing the show,  
my friends and I talked about

---

Overall, the show made me feel

---



A MENAGERIE  
OF MECHANICAL  
MARVELS

NEW VICTORY® THEATER

NEW VICTORY® SCHOOL TOOL® Resource Guides



## AFTER THE SHOW: Activity

### YOU'RE BEING AN IDIOM

Now that you've seen 42FT – A MENAGERIE OF MECHANICAL MARVELS, it's time to turn your classroom into a three-ring circus! Not literally, of course—only figuratively!

Use this activity to examine popular English idioms and create artistic expressions based on them. Ready? Create!

1. To begin, divide students into small groups.
2. Next, give each group a list of popular English idioms and have them discuss each idiom listed on their page. Note: Use the list on this page as inspiration!
3. Then, come back together as a full group to discuss questions they may have about the language they've been examining. Guide this discussion by asking questions like: *Have you ever read or heard these sayings before? How might you use phrases like these in everyday life?*
4. Once everyone has a general understanding of what each idiom means, have students identify an idiom they'd like to investigate further. Then, give each student a sheet of paper.
5. Have students create a visual artistic representation of their idiom's literal translation (what the idiom sounds like, word for word) on one side of the sheet of paper. For instance, if their idiom is "you have a chip on your shoulder," then they might draw a potato chip perched on someone's shoulder.
6. Next, on the other side of the paper, have them create a visual representation of their idiom's figurative translation (what the idiom actually conveys through figurative language). For instance, if a student's idiom is "those are a dime a dozen," they might draw something commonly used or easy to locate or access, like a door!
7. Finally, create a "Work of Art" gallery in your classroom celebrating each student's artwork!

#### Teacher's Note

Here is a list of idioms (and their translations) for use during this activity:

*Beat around the bush* (avoid saying what one means)

*Call it a day* (stop working on something)

*Get something out of your system* (do something you've been wanting to do)

*Go back to the drawing board* (begin again)

*Hit the sack* (go to sleep)

*It's not rocket science* (it's not complicated)

*On the ball* (doing a good job)

*Pull yourself together* (calm down)

#### Reflection Questions:

*What was your favorite moment from today's activity?*

*What was it like to work together to convey an idea or story using figurative language?*

*What was it like to create something that conveys meaning or humor through figurative language?*

*What did you learn from today's activity that you didn't know before?*



A MENAGERIE  
OF MECHANICAL  
MARVELS

NEW VICTORY® THEATER

NEW VICTORY® SCHOOL TOOL® Resource Guides





## WHAT'S YOUR CIRCUS SUPERPOWER?

In 42FT, each performer possesses and showcases their own awesome, unique talents. What talents do you have? What kind of performer would you be if you joined a traveling circus?

Take the quiz below to find out if you're an acrobat, a trapeze artist, a balancing aficionado or a contortionist!

**1** If you could juggle any object, what would it be?

- A** Juggling balls
- B** A chair
- C** Scarves

**2** You have the chance to walk a high-wire between two skyscrapers. What do you do?

- A** Take the elevator to the top floor and perform death-defying acrobatics
- B** I'll attempt it, but I may not get all the way across.
- C** No Thanks! I'll watch someone else do it on YouTube.

**3** Which color do you like best?

- A** Yellow
- B** Orange
- C** Hot pink



**4** What type of dance do you enjoy the most?

- A** Hip-Hop
- B** Breakdancing
- C** Ballet

**5** From the list below, choose your favorite New York City borough.

- A** Queens
- B** Brooklyn
- C** The Bronx

**6** If you were performing and noticed a sad audience member, what would you do?

- A** Wave to them
- B** Do a backflip to WOW them
- C** Fake a fall to make them laugh

**7** What makes you happiest?


- A** Making people laugh
- B** A snow day
- C** Learning something new

**8** You're on stage and something is about to go terribly wrong with your partner's act! How do you respond?

- A** Offer assistance
- B** Improvise a brand new act to distract the audience, saving your partner from embarrassment
- C** Run away from it and hope it solves itself



**BONUS:** After you've finished tallying up your points, use this space to draw yourself as a circus performer!



Now, add up your points and see what type of acro-performer you are!

Legend: A's = 6 points each | B's = 4 points each | C's = 2 points each

**1-16 Points = You're a Contortionist!**

You know how to make your way through every twist and turn.

**16-28 Points = You're a Balancing Aficionado** who knows that problems can happen, but you know how to balance them with positivity.

**28-40 Points = You're a high-flying Trapeze Artist!** Look at you go!

**40-48 Points = You're an Acrobat!** WOW, you have abilities beyond comprehension.



A MENAGERIE  
OF MECHANICAL  
MARVELS

**NEW VICTORY® THEATER**

NEW VICTORY® SCHOOL TOOL® Resource Guides



# SOURCES:

## COMPANY

Cirque Mechanics: <http://www.cirquemechanics.com/>

## CONTENT & THEMES

Vintage circus photos: <http://www.circopedia.org/>

**42FT – A Menagerie Of Mechanical Marvels Photos:** Maike Schultz



**A MENAGERIE  
OF MECHANICAL  
MARVELS**

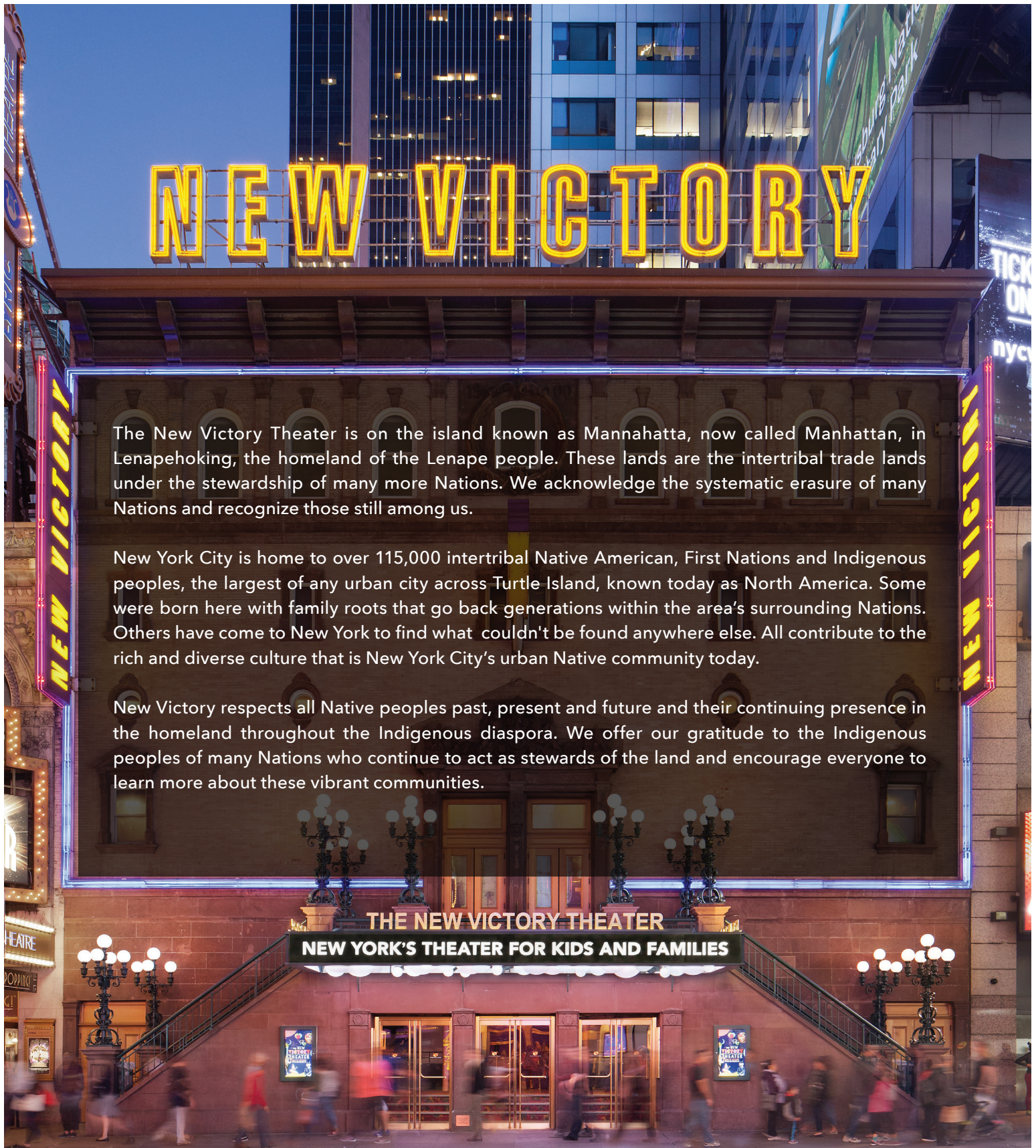
**NEW VICTORY® THEATER**

NEW VICTORY® SCHOOL TOOL® Resource Guides





# A Land Acknowledgement



The New Victory Theater is on the island known as Mannahatta, now called Manhattan, in Lenapehoking, the homeland of the Lenape people. These lands are the intertribal trade lands under the stewardship of many more Nations. We acknowledge the systematic erasure of many Nations and recognize those still among us.

New York City is home to over 115,000 intertribal Native American, First Nations and Indigenous peoples, the largest of any urban city across Turtle Island, known today as North America. Some were born here with family roots that go back generations within the area's surrounding Nations. Others have come to New York to find what couldn't be found anywhere else. All contribute to the rich and diverse culture that is New York City's urban Native community today.

New Victory respects all Native peoples past, present and future and their continuing presence in the homeland throughout the Indigenous diaspora. We offer our gratitude to the Indigenous peoples of many Nations who continue to act as stewards of the land and encourage everyone to learn more about these vibrant communities.

Photo: Mark LaRosa



*Thank you to Ty Defoe, IBEX Puppetry and the cast and cultural consultants of AJIJAAK ON TURTLE ISLAND, presented by New Victory Theater, March 2019, for their contributions to this language.*