



2016-17 SEASON

# NEW VICTORY<sup>®</sup> SCHOOL TOOL

THE NEW VICTORY<sup>®</sup> THEATER

*A project of The New 42nd Street, a nonprofit organization*

## RESOURCE GUIDES

# MR POPPER'S PENGUINS

**BASED ON THE BOOK BY  
RICHARD AND FLORENCE ATWATER**





# THE NEW VICTORY THEATER

The New Victory Theater is New York City's first full-time performing arts theater for kids, their families and classmates. Since it opened in 1995, The New Victory has quickly become an integral part of the cultural landscape in New York City, presenting a full season of adventurous, multidisciplinary works from around the globe and close to home. The New Vic seeks out sophisticated, thought-provoking, professional productions that are as artistically rich as they are entertaining.

The international productions on NEW VICTORY stages inform and inspire the work of the award-winning NEW VICTORY Education Program through a dynamic combination of school and public programs. Our school programs serve over 40,000 Pre-K through 12th grade students and teachers each season at almost no cost to the kids or their schools. Many of our partners are NYC-area Title I schools, with a high percentage of students who would be unable to experience live theater if it weren't for The New Victory. The enthusiastic young people who greet you on your way into the theater are part of the New Vic Usher Corps, a 3-year program that provides 27,000 hours of paid employment for 75-80 high school and college-age youth each season. Families who attend the New Vic together combine their theater-going with NEW VICTORY Family Workshops, as well as free in-theater engagement activities. Together, these nationally-recognized programs exemplify the organization's long-standing commitment to the intrinsic value of cultural participation in the lives of young people and families.

## NEW VICTORY® SCHOOL TOOL® Resource Guides

Available to Education Partners for every show in our season, NEW VICTORY SCHOOL TOOL Resource Guides provide educators with comprehensive materials that explore the artistry and key themes of each production. Filled with practical, ready-to-implement activities that allow any teacher to incorporate The New Victory into their classroom, the NEW VICTORY SCHOOL TOOL Resource Guides are designed to enrich the performance experience before, during and after the students' trip to the theater.

## NEW VICTORY Education Partnership

The NEW VICTORY Education Department is committed to building impactful and long-lasting relationships with schools and after-school programs. We believe that creating strong and meaningful partnerships between schools and arts organizations allows school communities to deeply enrich their arts programs and infuse creativity across the curriculum. By annually enrolling in the unique and award-winning NEW VICTORY Education Partnership Program, schools take advantage of \$2 tickets to NEW VICTORY school-time and after-school performances, free classroom workshops led by highly skilled teaching artists, in-depth resources and professional development that allow teachers to incorporate the arts into their classrooms.

## Making Connections to Learning Standards

NEW VICTORY SCHOOL TOOL Resource Guides align with the Common Core State Standards, New York State Learning Standards and New York City Blueprint for Teaching and Learning in the Arts. We believe that these standards support both the high quality instruction and deep engagement that The New Victory Theater strives to achieve in its arts education practice.

Please be advised that the unauthorized reproduction or distribution of NEW VICTORY® SCHOOL TOOL® Resource Guides for any purpose other than educational, such as for commercial or monetary gain, may constitute copyright infringement and may be punishable by law. For more information, please contact the NEW VICTORY Education Department at [Education@NewVictory.org](mailto:Education@NewVictory.org)

## CONTACT INFORMATION

209 W 42nd Street, New York, NY 10036  
[Education@NewVictory.org](mailto:Education@NewVictory.org)  
646.223.3090



NEW VICTORY® SCHOOL TOOL® Resource Guides are made possible by a generous gift in memory of Fr. John R. Scarangelo, OFM whose lifelong passion for the theater was a powerful influence on all who were fortunate to know and love him.



## INSIDE

- PAGE 5** Inside the Show  
Closer Look  
Where in the World
- PAGE 6** Inside the Art Form
- PAGE 7** Unit Plan Brainstorm

## BEFORE

- PAGE 9** Activity: A Chilly Scavenger Hunt!
- PAGE 10** Resource for Families
- PAGE 11** Creativity Page:  
Antarctica, The Musical!

## EN ROUTE

- PAGE 12** Heads up!
- PAGE 13** Creativity Page:  
The Penguins are Coming!
- PAGE 14** Trip Guide
- PAGE 18** Resource for Families

## AFTER THE SHOW

- PAGE 17** Performance Reflection
- PAGE 18** Activity: Story Wooooshhh...
- PAGE 19** Creativity Page: My Name in Lights!

# MR POPPER'S PENGUINS

BASED ON THE BOOK BY  
RICHARD AND FLORENCE ATWATER



# INSIDE

A behind-the-curtain look at the artists, the company and the art form of this production.

## COMMON CORE STANDARDS

**Speaking and Listening:** 1; 2; 3; 6

**Language:** 3; 4; 6

## NEW YORK STATE STANDARDS

**Arts:** 3; 4

**English Language Arts:** 1; 2

## BLUEPRINT FOR THE ARTS

**Theater:** Developing Theater Literacy;  
Making Connections

## Summary

In the small town of Stillwater, Mr. and Mrs. Popper are pleasant, practical, predictable people. But when a package for the Poppers produces a penguin, chaos waddles into their lives! Soon, the Poppers open their home and hearts to not one, not two, but to a bunch of boisterous black and white birds! With catchy songs and penguin puppets aplenty, MR. POPPER'S PENGUINS, a brand new musical adapted for the stage by Pins and Needles Productions, will have you chirping with cheer!



# MR POPPER'S PENGUINS





# INSIDE

Where in the world is MR. POPPER'S PENGUINS from?

**LONDON, ENGLAND**



Gentoo penguins can swim at speeds of up to 22 mph. At that rate, it would take the company (and their penguin puppets) 157 hours to swim the 3,459 miles from London to 42nd Street. That's six and a half days!

Even though penguins do not originate in London due to the climate and geographical location, people can visit them at the London Zoo and the SeaLife London Aquarium!

A TIMELESS CHILDREN'S BOOK  
+ MUSICAL THEATER +  
TEN LOVABLE PENGUIN PUPPETS =

## MR. POPPER'S PENGUINS

**Closer look at:**

### MR. POPPER'S PENGUINS

Director-designer duo, Emma Earle and Zoe Squire, formed Pins and Needles Productions in 2009 and since then have together created over a dozen works, all full of heart. Producer Kenny Wax tasked the pair with creating a brand new show—the delightful MR. POPPER'S PENGUINS is the result! As adept at adaptation as ever, Earle and Squire have transformed Richard and Florence Atwater's beloved children's book into a uniquely theatrical experience full of their signature enchantment.

MR. POPPER'S PENGUINS is by three companies: Kenny Wax Family Entertainment, TC Beech Ltd. and Pins and Needles Productions. Kenny Wax Family Entertainment is known for bringing children's stories to the stage while TC Beech Ltd. produces musicals and Pins and Needles Productions focuses on physical storytelling and imagination.

#### **DID YOU KNOW:**

You can see penguins perform right here in New York City? Everyday at 3:30pm at the Bronx Zoo, the Magellanic penguins come out for feeding time and you can see them bob for fish!



# MR POPPER'S PENGUINS



# INSIDE / THE ART FORM

## MUSICAL THEATER

Musical theater brings together acting, live music and dance into one all-encompassing production. Through singing, the characters convey a deeper level of emotion, expressing themselves beyond dialogue, monologue or soliloquy. MR. POPPER'S PENGUINS has music composed by Luke Bateman, who was a founding member of the Book, Music and Lyrics workshop in London, where he met Richy Hughes, who wrote the lyrics for this musical.

## PAGE-TO-STAGE THEATER

Page-to-Stage Theater is a technique often used to bring literature to life. Artists work to capture the tone and spirit of the underlying material with respect for the original intent of the author. Through a collaborative design process, they incorporate many aspects of theatrical production, including character development, technical elements and storytelling to effectively connect with audiences. MR. POPPER'S PENGUINS is based on a children's book by Richard and Florence Atwater, originally published in 1938. Additionally, there was a movie adaptation of the book made in 2011, starring Jim Carrey!

### WHAT DO YOUR STUDENTS KNOW NOW?

Prior to exploring MR. POPPER'S PENGUINS with your students, find out how much they already know about **Musical Theater** and **Page-To-Stage Theater**.

*Have you been to the theater before? What did you see?*

*Have you read the story Mr. Popper's Penguins?*

*Do you know what a musical theater piece is?*

*Why do you think the show's creators would want to take the story Mr. Popper's Penguins and turn it into a musical?*

*Have you seen penguins before? Where?  
How do they walk/move?*

*What are some facts you know about penguins?  
Where do they live? What do they eat?*



# MR POPPER'S PENGUINS



# INSIDE / UNIT PLAN BRAINSTORM

## BRINGING STORYTIME BOOKS TO LIFE (ELA)

Before it was made into a catchy musical, *Mr. Popper's Penguins* was a beloved children's book. Have your students think about a book you are currently reading in class (or a personal favorite) and how it could become a musical or a play. To start, have your students sit in a circle while reading a book together. Then ask them to take turns acting out the characters, creating songs and establishing the set in the center of the circle! To jumpstart this activity, we suggest having your students do the "Story Woosh" Activity in the AFTER section.

## MEETING THE EXPLORERS (SCIENCE)

We meet many famous explorers throughout MR. POPPER'S PENGUINS, including Admiral Drake, Amelia Earhart and Ernest Shackleton. The first penguin to appear is even named after famous explorer Captain James Cook! MR. POPPER'S PENGUINS can help facilitate a lesson on the famous Antarctic explorers and what they discovered around the world, including penguins! You can start this unit off by doing the "A Chilly Scavenger Hunt!" Activity in the BEFORE section with your students.

## IDEAL ENVIRONMENTS (THEATER)

In MR. POPPER'S PENGUINS, the penguins eventually have to return to their natural habitat of Antarctica. Using what they've learned from the production, you can have your students pick an animal and find out what the best environment is for that animal (thinking about temperature and landscape). You can launch this lesson by reviewing some of the facts from the "A Chilly Scavenger Hunt!" Activity and completing the Creativity Page, "Supporting Characters in the Spotlight" in the BEFORE section.

**MR  
POPPER'S  
PENGUINS**



# BEFORE

Ready-to-implement classroom activities that explore the themes and artistry of the show.

## COMMON CORE STANDARDS

**Speaking and Listening:** 2; 5

**Language:** 1

## NEW YORK STATE STANDARDS

**Arts:** 1; 2

## BLUEPRINT FOR THE ARTS

**Theater:** Theater Making; Making Connections

**Music:** Music Making; Making Connections



# MR POPPER'S PENGUINS





# BEFORE / ACTIVITY

## A CHILLY SCAVENGER HUNT!

Use this activity to get your kids excited about seeing MR. POPPER'S PENGUINS: have an Antarctic-themed scavenger hunt in your classroom!

**Materials:** Envelopes and the fun facts listed below (taped onto index cards)

### To Prepare:

1. Write or type the following fun facts about penguins on separate note cards or pieces of paper (we also encourage you to include some fun pictures to accompany the facts to serve as a visual aid for your students):
  - a. 1911 is the first recorded account of explorers reaching the South Pole, though Antarctica itself was discovered in the 1700s.
  - b. The coldest Antarctica has ever been was almost -130 degrees Fahrenheit!
  - c. Because it nearly never rains in Antarctica, it is considered a desert.
  - d. No one lives in Antarctica permanently. The humans there are either researchers or vacationers.
  - e. 99% of Antarctica is covered in ice! Antarctica is a continent just like North America or Europe, but there are no countries! Instead, it is governed by a treaty.
  - f. Penguins are not the most common creatures found in Antarctica. The nematode worm is!
  - g. Although penguins are birds, they cannot fly! Their wings have adapted to be flippers to help them swim.
  - h. Penguins spend half of their time in the water and the other half on land.
  - i. Most penguins live in the southern hemisphere. In fact, there are no penguins at the North Pole!
2. Also on the bottom of each paper, write a short clue as to where the next fun fact might be! (For example: "If I'm looking for something to read, I might look here" if the next clue is in the library.)
3. Place the facts all around your classroom when your students are not present.

### Conduct the hunt as a class!

4. Tell your students that they are a group of penguin explorers and have to go on a research scavenger hunt to learn more about their home (Antarctica) and themselves (penguins).
5. To have even more fun, ask your students to move like penguins when getting from clue to clue! For example: to get from this clue to the next one, they must...
  - a. Waddle like a penguin!
  - b. Flap their flippers like a penguin!
  - c. Move slowly and in a huddle to stay warm!
  - d. Swim through the water like a penguin!
6. When they've found and read all the facts, bring them into a circle (or a penguin huddle) for reflection.

### REFLECTION QUESTIONS

*Did you know any of those facts before this activity? What was your favorite one?*

*Why do you think penguins move the way they do?*

*How do you think the performers will bring penguins to life on stage in MR. POPPER'S PENGUINS?*



# BEFORE / RESOURCE FOR FAMILIES

Be a part of your kid's field trip! **NewVictory.org/SchoolTool**



## watch

Check out the video trailer and a message from the company!

**NEWVICTORY.ORG**

While you're there, do the suggested Family Activities to learn more about the show.

## ask

**Ask your kid BEFORE the show:**

What's your favorite musical that you've seen (play or movie)?

How do you think the company will bring the penguins to life on the stage?

What are you most excited about for your trip to 42nd Street?


**Ask your kid AFTER the show:**

What was your favorite moment of the show?

Was there anything about the show that surprised you?

## visit

The New Victory is New York City's only performing arts theater exclusively devoted to kids, their families and classmates, bringing exhilarating stories, innovative art forms and unparalleled performers from around the world to its historic stage in Times Square. For a full list of shows in the New Vic 2016-17 season, visit **NewVictory.org**.



## MR POPPER'S PENGUINS



# ANTARCTICA

## THE MUSICAL



Many animals reside in Antarctica besides penguins. Which is your favorite? **Draw it here!**



**Write a song about the penguin's friend!**

---

---

---

---

Think of the kind of music it's set to  
(it can be original music or a tune you already know).

**MR  
POPPER'S  
PENGUINS**



# EN ROUTE

Trip logistics and a brief student activity to be completed shortly before seeing the show (either in class or on the way to 42nd Street).

**COMMON CORE STANDARDS**  
Speaking and Listening: 2; 5

**NEW YORK STATE STANDARDS**  
Arts: 1; 2

**BLUEPRINT FOR THE ARTS**  
Visual Art: Art making

## Heads up!

Provide this section to all teachers and chaperones attending the show!

This show is fun for everyone! Get ready to dance in your seats throughout this penguin spectacular.



# MR POPPER'S PENGUINS





# THE PENGUINS ARE COMING!

What should they see in New York City?

Mark your favorite places in New York City on this map so the penguins know where to go!



# TRIP GUIDE

Provide this resource to the School Trip Leader and all teachers/chaperones attending the performance.

## Before you leave school

We advise you to LEAVE ALL BAGS AND LUNCHES at school, if possible. If not, bags will be collected by New VICTORY staff and stored during the performance.

Plan to arrive at the NEW VICTORY venue at least 30–45 minutes before curtain time. The building opens one hour prior to curtain (i.e. 10am for an 11am performance). If you realize that your group is running late, please contact the theater DIRECTLY at **646.223.3020**. If you will be arriving by bus, please ensure that your driver drops your group off on the **north side** of 42<sup>nd</sup> Street between 7<sup>th</sup> and 8<sup>th</sup> Avenues.

## Arrival

When you reach 42<sup>nd</sup> Street, a member of the New Victory Front of House staff wearing a green vest will check in with the school trip leader.

If you arrive by bus, they will direct your bus to a location on the street where it is safest to unload the students.

It is important to wait until our staff checks in the School Trip Leader and Bus Driver before unloading the students.

They will record the bus number and give the School Trip Leader and the Bus Driver correlating tags.

**Please remember to have the School Trip Leader and the Bus Driver exchange cell numbers.**

The Front of House staff will give a time for the bus to return to pick up your school group.

## The question of lunch

NEW VICTORY venues are not equipped to host lunch/snacks. In the early autumn and spring months, nearby Bryant Park (42<sup>nd</sup> Street at 6<sup>th</sup> Avenue) offers a pleasant place for lunching, and there are also public restroom facilities.

## Seating

In order to make your experience at the theater as efficient and safe as possible, you will not be issued tickets. Your group will be assigned seats in advance by the Education Department. Your seating assignment will not be available prior to the performance. If you have any questions, please contact the Education Department at: [Education\\_Tickets@NewVictory.org](mailto:Education_Tickets@NewVictory.org).

## Accessibility

Wheelchair accessibility: Wheelchair seating must be requested in advance, at the time of the ticket request, and is subject to availability. Assisted listening devices are available for patrons who have hearing impairments.



# TRIP GUIDE

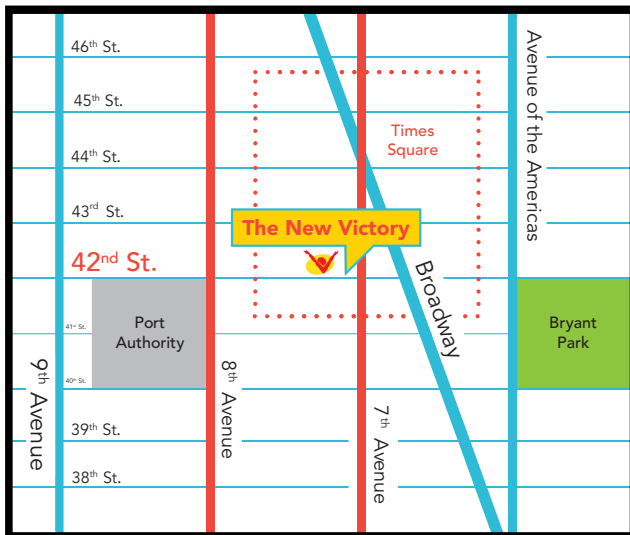
If you are traveling by bus, please also share this important information with the bus driver.

## Directions to

THE NEW VICTORY THEATER OR THE DUKE ON 42ND STREET/  
**209 West 42nd Street** NEW 42ND STREET STUDIOS  
**229 West 42nd Street**

### BY SCHOOL BUS

It is safest to drop off and pick up your school group on the north side of the street in front of the venue. Turn onto 42nd Street from 7th Avenue so students can unload in front of the theater space.



### During the show

42nd Street is extremely congested and has a high volume of traffic. According to the New York City Department of Transportation, vehicles are not allowed to sit idle or park on the street without special permission. Once your bus is empty, it is important that the bus driver find parking at a nearby location—see possible parking locations below.

If a driver chooses to park on 42nd Street, they do so at their own risk of being ticketed by the police. The New Victory Theater is not responsible for bus drivers who receive parking tickets.

### Possible parking locations

8th Avenue (both sides) between 38th and 39th Streets  
11th Avenue (both sides) between 39th and 40th Streets

### Pick up

Taking Midtown traffic into consideration, bus drivers should leave their waiting location approximately 10 minutes prior to the return time given by the Front of House staff. Front of House staff will also help find a spot on 42nd Street to safely load your student group after the show has ended.

### BY MTA, SUBWAY OR BUS

#### 1/2/3, N/R/Q/7

Exit the station at 42<sup>nd</sup> Street/7<sup>th</sup> Avenue. When you come out of the turnstile, take the stairs to your right. All NEW VICTORY venues are directly to the west of the subway station.

#### A/C/E to Port Authority

Exit at 42<sup>nd</sup> Street/8<sup>th</sup> Avenue. Walk to 42<sup>nd</sup> Street, turn east, and continue walking until you arrive at NEW VICTORY venues.

#### B/D/F/M

Exit at 42<sup>nd</sup> Street/6<sup>th</sup> Avenue. Walk west on 42<sup>nd</sup> Street until you come to 7<sup>th</sup> Avenue. The venues are on the north side of the street at 7<sup>th</sup> Avenue, next to the subway station.

The M10, M16, M27, M42, M104 buses all stop within one block of the venues.



# AFTER

Ready-to-implement classroom activities that offer the opportunity to reflect on and extend the experience of attending the performance.

## COMMON CORE STANDARDS

**Speaking and Listening:** 1; 2; 4; 5; 6

**Language:** 3; 4; 5

## NEW YORK STATE STANDARDS

**Arts:** 1; 2; 3

## BLUEPRINT FOR THE ARTS

**Theater:** Developing Theater Literacy;  
Making Connections

**Visual Art:** Art Making, Literacy in Visual Arts

**Music:** Music Making



# MR POPPER'S PENGUINS





# AFTER / PERFORMANCE REFLECTION

Following your trip to the New Victory, you may find that your students want to discuss the performance and their own opinions. Reflecting on the show and voicing an aesthetic response is an important part of the theater-going experience. Allowing your students the opportunity to articulate their own thoughts and hear the ideas of their classmates will increase the impact of the theater experience.

Engage in a conversation with your students regarding their thoughts and feelings about the play. Use the following questions as prompts:

*What was your favorite part of MR. POPPER'S PENGUINS and why?*

*What did the play make you think about?*


*Do you have any questions about this play? Are there any questions you wish you could have asked the performers?*

Provide students (either as one large group or in small groups) with a large piece of paper. Draw a shape on it that resembles a penguin.

Ask your students to draw or write their favorite parts of the play MR. POPPER'S PENGUINS outside the outline.

Then, ask them to write their thoughts or feelings about the play inspired by their previous conversation inside the outline.

Reflect on the show together.



## TEACHER TIP

Engaging in dialogue, asking questions and recalling observations are skills that we believe should be fostered and encouraged. When leading a performance reflection discussion, try the following model of critical response:

Describe (I saw...)

Analyze (I wonder...)

Interpret (I think/feel...)

Evaluation (I believe...)

**MR  
POPPER'S  
PENGUINS**



# AFTER / ACTIVITY

## STORY WOOSHSHHH....

MR. POPPER'S PENGUINS is a "page-to-stage" style show, where a book many know and love is brought to life on stage! Use theater techniques to bring a book you are reading in your classroom to life with your students!

**Materials:** A book of your choosing, simple musical instruments (optional)


1. Choose a book you are reading with your students to explore theatrically!
2. First, do a traditional read-aloud of the book.
3. Next, ask your students to join you in a circle (if they are not already in that configuration). Tell them that they are going to explore bringing this story to life in a different way!
4. As you read through the story page by page, ask for volunteers in your circle to come to the center and do any or all of the following (we advise you start with one of these options, and layer as you go through the story!):
  - a. Pose as the characters on the page in the beginning of the story.
  - b. Take on different scenery elements (i.e. having students become trees or objects, etc.).
  - c. Have students say important lines of text from the story in unison.
  - d. Ask specific students posing as characters to say aloud what they think their character is thinking in that moment.
  - e. Have students on the outside of the circle create the soundscape (i.e. the sound of the wind, rain, a music hall, etc.) for a particular scene
5. After you complete each performance of a page or two, have your students join you in saying, "Woosh!" to clear out the action in the center of the circle and start fresh, bringing the next page(s) to life with new volunteers and theatrical elements.
6. Have your students join you in unison saying, "The End" when the Story Woosh is completed!

### REFLECTION QUESTIONS

*What did you enjoy about reading this book in the story woosh style?*

*What other book have we read as a class do you think would be fun to do as a story woosh?*

*Was there anything about our story woosh that was similar to what you saw onstage in MR. POPPER'S PENGUINS?*



**MR  
POPPER'S  
PENGUINS**



NAME  
LAST NAME

Use this name generator to  
come up with your own showbiz  
name act! **We know it will be  
one of a kind!**

Choose a prefix for your  
name (Mr., Ms., Dr., Mrs.,  
Sir, Madame, Master or any  
other you can think of!)

Write your last name here:

What's an animal who has the  
same first letter of their name  
as your last name?

**Write your new showbiz name here!**

(For Example: It's Ms. Reinsch's Rhinoceroses! And Ms. Fagan's Flamingos!)

What will your act be with your  
animals? What will they do? Will  
they walk on stilts? Sing the A, B,  
C's? Dance the Nae Nae?

Describe or draw your act in the  
space over here!

**BONUS:**

Imagine your animals have to  
perform a song as part of their act.  
What will be the title of the song?

**MR  
POPPER'S  
PENGUINS**



## Sources

<https://mission-blue.org/2012/11/10-fun-facts-about-antarctica/>

<http://www.scholastic.com/browse/book.jsp?id=340>

<http://www.imdb.com/title/tt1396218/>

<http://www.newvictory.org/Show-Detail?ProductionId=7522>

<http://www.kennywax.com/kenny-wax-family-entertainment/>

<http://tcbeech.com/>

[www.pinsandneedlesproductions.co.uk/](http://www.pinsandneedlesproductions.co.uk/)

<http://www.sciencekids.co.nz/sciencefacts/earth/antarctica.html>

<http://www.livescience.com/43881-amazing-antarctica-facts.html>

<http://www.sciencekids.co.nz/sciencefacts/animals/penguin.html>

[http://larryavisbrown.homestead.com/files/theater\\_topics/musical\\_theater.htm](http://larryavisbrown.homestead.com/files/theater_topics/musical_theater.htm)

<http://listverse.com/2010/12/04/8-greatest-antarctic-explorers/>

<https://bronxzoo.com/activities/penguin-feedings>



**MR  
POPPER'S  
PENGUINS**

