



2016-17 SEASON

# NEW VICTORY<sup>®</sup> SCHOOL TOOL

## RESOURCE GUIDES

THE NEW VICTORY<sup>®</sup> THEATER

A project of The New 42nd Street, a nonprofit organization



PHOTO: SHANE REID



# THE NEW VICTORY THEATER

The New Victory Theater is New York City's first full-time performing arts theater for kids, their families and classmates. Since it opened in 1995, The New Victory has quickly become an integral part of the cultural landscape in New York City, presenting a full season of adventurous, multidisciplinary works from around the globe and close to home. The New Vic seeks out sophisticated, thought-provoking, professional productions that are as artistically rich as they are entertaining.

The international productions on NEW VICTORY stages inform and inspire the work of the award-winning NEW VICTORY Education Program through a dynamic combination of school and public programs. Our school programs serve over 40,000 Pre-K through 12th grade students and teachers each season at almost no cost to the kids or their schools. Many of our partners are NYC-area Title I schools, with a high percentage of students who would be unable to experience live theater if it weren't for The New Victory. The enthusiastic young people who greet you on your way into the theater are part of the New Vic Usher Corps, a 3-year program that provides 27,000 hours of paid employment for 75-80 high school and college-age youth each season. Families who attend the New Vic together combine their theater-going with NEW VICTORY Family Workshops, as well as free in-theater engagement activities. Together, these nationally-recognized programs exemplify the organization's long-standing commitment to the intrinsic value of cultural participation in the lives of young people and families.

## NEW VICTORY® SCHOOL TOOL® Resource Guides

Available to Education Partners for every show in our season, NEW VICTORY SCHOOL TOOL Resource Guides provide educators with comprehensive materials that explore the artistry and key themes of each production. Filled with practical, ready-to-implement activities that allow any teacher to incorporate The New Victory into their classroom, the NEW VICTORY SCHOOL TOOL Resource Guides are designed to enrich the performance experience before, during and after the students' trip to the theater.

## NEW VICTORY Education Partnership

The NEW VICTORY Education Department is committed to building impactful and long-lasting relationships with schools and after-school programs. We believe that creating strong and meaningful partnerships between schools and arts organizations allows school communities to deeply enrich their arts programs and infuse creativity across the curriculum. By annually enrolling in the unique and award-winning NEW VICTORY Education Partnership Program, schools take advantage of \$2 tickets to NEW VICTORY school-time and after-school performances, free classroom workshops led by highly skilled teaching artists, in-depth resources and professional development that allow teachers to incorporate the arts into their classrooms.

## Making Connections to Learning Standards

NEW VICTORY SCHOOL TOOL Resource Guides align with the Common Core State Standards, New York State Learning Standards and New York City Blueprint for Teaching and Learning in the Arts. We believe that these standards support both the high quality instruction and deep engagement that The New Victory Theater strives to achieve in its arts education practice.

Please be advised that the unauthorized reproduction or distribution of NEW VICTORY® SCHOOL TOOL® Resource Guides for any purpose other than educational, such as for commercial or monetary gain, may constitute copyright infringement and may be punishable by law. For more information, please contact the NEW VICTORY Education Department at [Education@NewVictory.org](mailto:Education@NewVictory.org)

## CONTACT INFORMATION

209 W 42nd Street, New York, NY 10036  
[Education@NewVictory.org](mailto:Education@NewVictory.org)  
646.223.3090



NEW VICTORY® SCHOOL TOOL® Resource Guides are made possible by a generous gift in memory of Fr. John R. Scarangelo, OFM whose lifelong passion for the theater was a powerful influence on all who were fortunate to know and love him.





# GRUG

## and the rainbow

### INSIDE

- PAGE 5** Inside the Show/Company  
A Closer Look  
Where in the World
- PAGE 6** Inside the Art Form
- PAGE 7** Unit Plan Brainstorm

### BEFORE

- PAGE 9** Activity: Make Your Own Found-Object  
Musical Instruments
- PAGE 10** Activity: Learn "The Grug"!
- PAGE 11** Resource for Families
- PAGE 12** Creativity Page: My Very Own Grug

### EN ROUTE

- PAGE 13** Heads up!
- PAGE 14** Creativity Page: Searching for Colors  
with Detective Roy G. Biv!
- PAGE 15** Creativity Page: Rainbow Name Tag
- PAGE 16** Trip Guide

### AFTER

- PAGE 19** Performance Reflection
- PAGE 20** Activity: My Travelling Grug
- PAGE 21** Creativity Page:  
Grug's Next Big Adventure
- PAGE 22** Creativity Page:  
Wait a Minute, Mr. Postman!



# INSIDE

A behind-the-curtain look at the artists, the company and the art form of this production

**COMMON CORE STANDARDS**  
**Speaking and Listening: 1**

**NEW YORK STATE STANDARDS**  
**Arts: 1; 4**  
**English Language Arts: 1**

**BLUEPRINT FOR THE ARTS**  
**Theater:** Theater Making,  
Developing Theater Literacy,  
Making Connections  
**Dance:** Developing Dance Literacy

## Summary

What does Grug love most? Adventures! The beloved burrawang-born bloke from Down Under returns in GRUG AND THE RAINBOW, an all-new colorful tale. Leaping from the pages of the celebrated series of picture books, Grug, with the help of his friends Cara the carpet snake and Snoot the echidna, sets off on a quest to capture a rainbow that he can call his very own. Featuring playful puppetry and imaginative storytelling, Grug and his mates bound onto the stage and into a host of hilarious situations.



# GRUG

and the rainbow

THE NEW VICTORY® THEATER

A NEW 42ND STREET® project

NEW VICTORY® SCHOOL TOOL® Resource Guides





# INSIDE

Where in the world is  
**GRUG AND THE RAINBOW** from?

**AUSTRALIA**



## FUN FACTS

Did you know that Australia is the world's largest island, but the smallest of all the continents? Like the U.S.,

Australia is made up of different states—six of them, in fact—and has approximately the same amount of landmass as the entire continental U.S.!



Adelaide, where **GRUG AND THE RAINBOW** was developed, is the capital city of South Australia, which has a varied landscape made up of dry land called the Outback, green farmland, rolling hills and sandy beaches.

Grug began his life as the top of a Burrawang tree, which is a type of tree native to Australia! The name burrawang is derived from the Dharuk language, now extinct, spoken by the aboriginal tribes indigenous to the Sydney and Illawarra regions of Australia.

ADVENTURE ÷ CURIOSITY +  
PUPPETRY × STORYTELLING =

# GRUG

and the rainbow

## A Closer look:

Windmill Theatre Co. (*Pinocchio*, New Vic 2015; *Grug*, New Vic 2013; *Plop!*, New Vic 2012; *Twinkle Twinkle Little Fish*, New Vic 2003), located in Adelaide, Australia, was formed in 2002 as an initiative of the South Australian Government to provide high-quality performance experiences to inspire and enrich the cultural life, learning and imagination of children and families. Since their inception they have presented 56 productions in 10 countries and performed for a total of 500,000 children and families.

Ted Prior, author of the *Grug* book series, first came up with the character when he was living with his family on a farm. He decided to invent an imaginary bush animal made from a burrawang tree to entertain his two small children. **GRUG AND THE RAINBOW** is just one of over 25 books in the series!

This new production, directed by Sam Haren, features exquisite puppetry, magical set design by Jonathon Oxlade and gentle storytelling.



# GRUG

and the rainbow

**THE NEW VICTORY® THEATER**

A NEW 42ND STREET® project

NEW VICTORY® SCHOOL TOOL® Resource Guides



# INSIDE / THE ART FORM

## PUPPETRY

A puppet is an inanimate figure representing a living character that is manipulated and brought to life by a puppeteer through the use of hands, rods, wires and/or other means. Examples of puppetry can be seen in the *Muppets*, *Sesame Street* and the Broadway production of *The Lion King*. There are many kinds of puppets such as marionettes, hand puppets, rod puppets and shadow puppets. GRUG AND THE RAINBOW features rod puppets manipulated by three storytellers, who also voice all of the characters!

## SET DESIGN

The set of a theatrical production is the physical environment in which the story takes place. The imaginative and innovative set in Windmill's GRUG AND THE RAINBOW allows the audience to see above and below ground, where Grug builds his home. Parts of the set open up to reveal surprises or are transformed into new landscapes. The dynamic set helps the company tell the story and bring all of the locations to life with wonder and delight!

## PAGE-TO-STAGE

Page-to-stage theater is a technique often used to bring literature, like children's books, to life. Artists work to capture the tone and spirit of the underlying material with respect for the original intent of the author. Through a collaborative design process, they incorporate many aspects of theatrical production, including character development, technical elements and storytelling to effectively connect with audiences. The show's creative team was inspired by Ted Prior's book series, following the adventures of Grug and his friends. Windmill's production of GRUG AND THE RAINBOW builds on the book series' visual artistry in both its set and puppetry design.



## WHAT DO YOUR STUDENTS KNOW NOW?

Prior to exploring GRUG AND THE RAINBOW with your students, find out how much they already know about **THEATER, PUPPETRY** and **ADVENTURE**.

*Have you ever been to the theater before?  
What did you see?*

*How can a storybook be brought to life on stage?*

*What is a puppet? How can puppets be used to tell a story?*

*What is a "set" in a play? How does it help tell a story?*

*Have you ever been on an adventure? Where did you go? What did you do?*

# GRUG

and the rainbow

THE NEW VICTORY® THEATER

A NEW 42ND STREET® project

NEW VICTORY® SCHOOL TOOL® Resource Guides



# INSIDE / UNIT PLAN BRAINSTORM

## ★ THE RAINBOW CONNECTION (ELA, SCIENCE)

In GRUG AND THE RAINBOW, Grug and his friends discover all the colors of the rainbow as they go on different adventures. Incorporate this spirit of exploration into your classroom with a rainbow week! Study the rainbow together as a class and explore a color a day for each day of the week. As you collect examples of the different colors with your class, write them down on a rainbow board or create a colorful collage! Have students bring in colorful objects from home for a show-and-tell, wear clothing reflecting the day's color theme, recount an adventure where they found a particular color or make colorful snacks to share with the whole class. Culminate with a rainbow celebration featuring food of each color explored, and for a final project make a rainbow oobleck\* out of water, cornstarch and food coloring. To support this unit, use the Creativity Page: *Searching for Colors with Detective Roy G. Biv!* in the **En Route** section.

## ★ GRUG COMES FROM A LAND DOWN UNDER (ELA, GEOGRAPHY, SCIENCE)

Australia is home to many unique plants and animals that are not found anywhere else in the world! Introduce your students to some of Grug's friends, Snoot the echidna, Cara the carpet snake and others, by creating puppets of these animals. Additionally, ask your students to think of other Australian animals they might also include, such as wombats, kangaroos or koalas, and take some time together to learn about the characteristics, habitats and behaviors of these fascinating creatures! As an added bonus, have an animal dance party and encourage students to embody the movements of their new Aussie friends. To support this unit, use the Activity: *Do "The Grug"!* in the **Before** section.

## ★ GRUG'S FRIENDLY CORNER (ELA, VISUAL ART, THEATER)

Imaginative set design is an important component of GRUG AND THE RAINBOW. Encourage your class to become scenic designers and storytellers to construct "Grug's Friendly Corner" or "Grug's Book Nook" right in your very own classroom! As a group, work together to make your own shady burrawang tree and a house fit for Grug, to set the stage for Grug's next adventure. This could be located in the library or other central area of your classroom. Encourage your students to recreate scenes they remember from the show, and use their Grug, or other animal finger puppets, to help bring fantastical stories to life! To support this unit, use the Creativity Page: *My Very Own Grug* in the **Before** section and/or the Creativity Page: *Grug's Next Big Adventure* in the **After** section.

**\*WONDERING WHAT AN OOBLECK IS AND HOW TO CREATE ONE?**

Visit: <http://www.livescience.com/21536-oobleck-recipe.html>  
for a quick HOW TO guide!

# GRUG

and the rainbow

THE NEW VICTORY® THEATER

A NEW 42ND STREET® project

NEW VICTORY® SCHOOL TOOL® Resource Guides







# BEFORE

Ready-to-implement classroom activities that explore the themes and artistry of the show

**COMMON CORE STANDARDS**  
**Speaking and Listening: 1**

**NEW YORK STATE STANDARDS**  
**Arts: 1; 4**  
**English Language Arts: 1**

**BLUEPRINT FOR THE ARTS**  
**Visual Arts:** Art Making,  
Making Connections  
**Dance:** Developing Dance Literacy



# GRUG

and the rainbow

**THE NEW VICTORY® THEATER**

A NEW 42ND STREET® project

NEW VICTORY® SCHOOL TOOL® Resource Guides



## BEFORE / ACTIVITY

# MAKE YOUR OWN FOUND-OBJECT MUSICAL INSTRUMENTS

Not only does Grug love adventure, he also loves to dance with his friends!  
Use this two-part activity to get your students moving and introduce them to musical instruments indigenous to Grug's home country—Australia!

**Materials:** Pebbles, sticks, paper towel rolls, tape, cardboard, paper cups

1. Tell your students that they are going to create musical instruments inspired by traditional Australian instruments, using objects found in their classroom, around the school, at home or on the playground!
2. Collect sticks and pebbles from outside and brainstorm ways to create sound using those objects. Aboriginal Australians often use resources found in their environment to create percussion instruments, like the rattle, skin drum or percussion sticks.
3. Once you have made your own version of these instruments, experiment with the kinds of sounds and music they can make as a class.



# GRUG

and the rainbow

THE NEW VICTORY® THEATER

A NEW 42ND STREET® project

NEW VICTORY® SCHOOL TOOL® Resource Guides






## BEFORE / ACTIVITY

# LEARN “THE GRUG”!

Not only does Grug love adventure, he also loves to dance with his friends!  
Use this two-part activity to get your students moving and introduce them to musical instruments indigenous to Grug’s home—Australia!

### Use these steps to teach your students Grug’s special dance:

1. Have students stand with enough room to extend their arms and legs without touching a neighbor.
2. Model the steps of the dance for your students
  - a. Hands together
  - b. Right foot out
  - c. Feet together
  - d. Left foot out
  - e. Hug yourself and turn around
  - f. Shake your right leg
  - g. Shake your left leg
  - h. Jump and shout “I’m doing The Grug!”
3. Ways to expand this activity include dancing in pairs or larger groups and/or incorporating additional movements suggested by your students.
4. Combine “The Grug” with music played on your newly-made instruments and have a Grug dance party!



# GRUG

and the rainbow

THE NEW VICTORY® THEATER

A NEW 42ND STREET® project

NEW VICTORY® SCHOOL TOOL® Resource Guides





# BEFORE / RESOURCES FOR FAMILIES

Be a part of your kid's field trip! [www.NewVictory.org/SchoolTool](http://www.NewVictory.org/SchoolTool)



## WATCH

Check out the video trailer and a message from the company!

[WWW.NEWVICTORY.ORG](http://WWW.NEWVICTORY.ORG)

While you're there, do the suggested Family Activities to learn more about the show.

## ASK

**Ask your kid BEFORE the show:**

*How do you think the performers will bring GRUG AND THE RAINBOW to life?*

*What are you most excited about for your trip to The New Victory Theater?*

**Ask your kid AFTER the show:**

*What was your favorite part of the show?*

*Did anything about the show surprise you?*

*What did you think of the set? What did you like? What didn't you like?*

## VISIT

The New Victory is New York City's only performing arts theater exclusively devoted to kids, their families and classmates, bringing exhilarating stories, innovative art forms and unparalleled performers from around the world to its historic stage in Times Square. For a full list of shows in the New Vic 2016-17 season, visit [www.NewVictory.org](http://www.NewVictory.org).

# GRUG

and the rainbow

THE NEW VICTORY® THEATER

A NEW 42ND STREET® project

NEW VICTORY® SCHOOL TOOL® Resource Guides



# CREATIVITY PAGE


## MY VERY OWN GRUG

In GRUG AND THE RAINBOW, the performers use their puppetry skills to bring Grug's story to life. Use your imagination and create your own Grug finger puppet! Color in Grug and cut along the lines or ask your teacher to help! Put your index and middle fingers through the holes in Grug's feet to make him walk, skip, or dance.

**Materials Needed:** Crayons, scissors, masking tape

WHAT KINDS OF  
ADVENTURES CAN GRUG  
HAVE IN YOUR CLASSROOM?

EXPLORE DIFFERENT PARTS  
OF THE CLASSROOM WITH  
YOUR GRUG PUPPET!





# EN ROUTE

Trip logistics and a brief student activity to be completed shortly before seeing the show

Provide this section to all teachers and chaperones attending the show!

## COMMON CORE STANDARDS

**Reading:** 1; 4; 5; 6

**Language:** 1

**Writing:** 3

## NEW YORK STATE STANDARDS

**Arts:** 2

**English Language Arts:** 1

## BLUEPRINT FOR THE ARTS

**Visual Arts:** Art Making,  
Making Connections

**Theater:** Making Connections

## Heads up!

This show takes place at the New 42nd Street Studios: (229 W. 42nd Street, just a few doors down from the New Victory Theater). The performers will narrate the story and manipulate the puppets while your students remain seated. At times, Grug's friends may interact with the audience. At a certain point, the audience will be invited to stand up and dance! Have fun!



# GRUG

and the rainbow

THE NEW VICTORY® THEATER

A NEW 42ND STREET® project

NEW VICTORY® SCHOOL TOOL® Resource Guides





# CREATIVITY PAGE

## SEARCHING FOR COLORS WITH DETECTIVE ROY G. BIV!

Hey there, color sleuth! This just in: The world has lost all of its color! Can you become rainbow detectives and find all of the colors in the rainbow right here in New York City?

Here's your task: On your way to the theater, try to find as many colorful objects as you can that match the colorless objects below. What color is the fire truck? What about the stoplight? How about the sun? Continue until you've found colors for these objects from every part of the rainbow. You can do it. Good luck!



# RAINBOW NAME TAG

Design and color  
your very own  
rainbow name tag.  
Then wear it when  
you come to see  
**GRUG AND  
THE RAINBOW!**



**My Name is**

\_\_\_\_\_

from \_\_\_\_\_  
(school name)

My favorite color is \_\_\_\_\_

and my favorite person to go on adventures with is

\_\_\_\_\_



# TRIP GUIDE

Provide this resource to the School Trip Leader and all teachers/chaperones attending the performance.

## Before you leave school

We advise you to LEAVE ALL BAGS AND LUNCHES at school, if possible. If not, bags will be collected by NEW VICTORY staff and stored during the performance.

Plan to arrive at the NEW VICTORY venue at least 30–45 minutes before curtain time. The building opens one hour prior to curtain (i.e. 10am for an 11am performance). If you realize that your group is running late, please contact the theater DIRECTLY at **646.223.3020**. If you will be arriving by bus, please ensure that your driver drops your group off on the **north side** of 42<sup>nd</sup> Street between 7<sup>th</sup> and 8<sup>th</sup> Avenues.

## Arrival

When you reach 42<sup>nd</sup> Street, a member of the NEW VICTORY Front of House staff wearing a green vest will check in with the school trip leader.

If you arrive by bus, they will direct your bus to a location on the street where it is safest to unload the students.

It is important to wait until our staff checks in the School Trip Leader and Bus Driver before unloading the students.

They will record the bus number and give the School Trip Leader and the Bus Driver correlating tags.

**Please remember to have the School Trip Leader and the Bus Driver exchange cell numbers.**

The Front of House staff will give a time for the bus to return to pick up your school group.

## The question of lunch

NEW VICTORY venues are not equipped to host lunch/snacks. In the early autumn and spring months, nearby Bryant Park (42<sup>nd</sup> Street at 6<sup>th</sup> Avenue) offers a pleasant place for lunching, and there are also public restroom facilities.

## Seating

In order to make your experience at the theater as efficient and safe as possible, you will not be issued tickets. Your group will be assigned seats in advance by the Education Department. Your seating assignment will not be available prior to the performance. If you have any questions, please contact the Education Department at: [Education\\_Tickets@NewVictory.org](mailto:Education_Tickets@NewVictory.org).

## Accessibility

Wheelchair seating must be requested in advance, at the time of the ticket request, and is subject to availability. Assisted listening devices are available for patrons who have hearing impairments.





# TRIP GUIDE

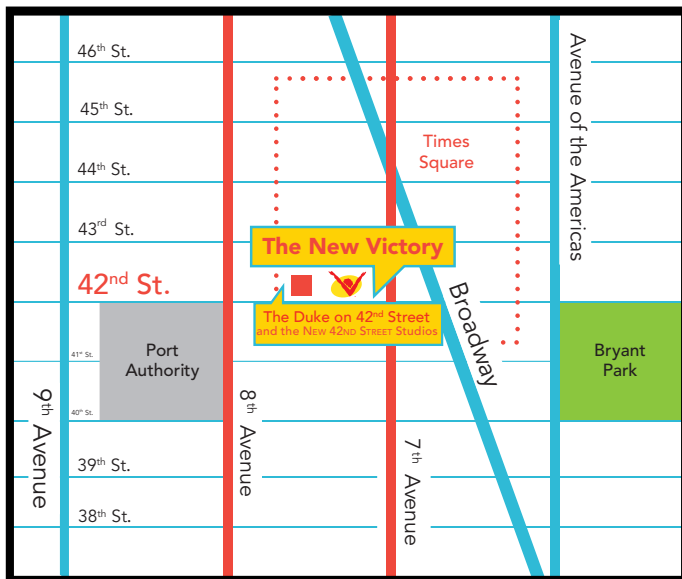
If you are traveling by bus, please also share this important information with the bus driver.

## Directions to

THE NEW VICTORY THEATER OR THE DUKE ON 42ND STREET/  
NEW 42ND STREET STUDIOS  
**209 West 42nd Street** **229 West 42nd Street**

### BY SCHOOL BUS

It is safest to drop off and pick up your school group on **the north side of the street** in front of the venue. Turn onto 42nd Street from 7th Avenue so students can unload in front of the theater space.



### During the show

42nd Street is extremely congested and has a high volume of traffic. According to the New York City Department of Transportation, vehicles are not allowed to sit idle or park on the street without special permission. Once your bus is empty, it is important that the bus driver find parking at a nearby location—see possible parking locations below.

If a driver chooses to park on 42nd Street, they do so at their own risk of being ticketed by the police. The New Victory Theater is not responsible for bus drivers who receive parking tickets.

### Possible parking locations

8th Avenue (both sides) between 38th and 39th Streets  
11th Avenue (both sides) between 39th and 40th Streets

### Pick up

Taking Midtown traffic into consideration, bus drivers should leave their waiting location approximately 10 minutes prior to the return time given by the Front of House staff. Front of House staff will also help find a spot on 42nd Street to safely load your student group after the show has ended.

### BY MTA, SUBWAY OR BUS

#### 1/2/3, N/R/Q/W/7

Exit the station at 42nd Street/7th Avenue. When you come out of the turnstile, take the stairs to your right. All NEW VICTORY venues are directly to the west of the subway station.

#### A/C/E to Port Authority

Exit at 42nd Street/8th Avenue. Walk to 42nd Street, turn east, and continue walking until you arrive at NEW VICTORY venues.

#### B/D/F/M

Exit at 42nd Street/6th Avenue. Walk west on 42nd Street until you come to 7th Avenue. The venues are on the north side of the street at 7th Avenue, next to the subway station.

The M10, M16, M27, M42, M104 buses all stop within one block of the venues.





# AFTER

Ready-to-implement classroom activities that offer the opportunity to reflect on and extend the experience of attending the performance

## COMMON CORE STANDARDS

**Speaking and Listening:** 1, 4, 5, 6  
**Language:** 2

## NEW YORK STATE STANDARDS

**Arts:** 2; 3  
**English Language Arts:** 1; 3

## BLUEPRINT FOR THE ARTS

**Visual Arts:** Art Making,  
Marking Connections  
**Theater:** Developing Theater Literacy,  
Making Connections



# GRUG

and the rainbow

**THE NEW VICTORY® THEATER**

A NEW 42ND STREET® project

NEW VICTORY® SCHOOL TOOL® Resource Guides



# AFTER / PERFORMANCE REFLECTION

Following your trip to The New Victory, you may find that your students want to discuss the performance and their opinions. Reflecting on the show and voicing an aesthetic response is an important part of the theater-going experience. Allowing your students the opportunity to articulate their own thoughts and hear the ideas of their classmates will increase the impact of the theater experience.

**Engage in a conversation with your students** regarding their thoughts and feelings about the show. Use the following questions as prompts:

*What were your favorite moments of the show?*

*What did you find surprising about GRUG AND THE RAINBOW's set?*

*What was the beginning, middle and end of the story?*

*How did the story make you feel?*

*What colors did Grug collect for his rainbow?*

*What do you think Grug's next adventure could be?*

## TEACHER TIP

Engaging in dialogue, asking questions and recalling observations are skills that we believe should be fostered and encouraged. When leading a performance reflection discussion, try the following model of critical response:

**Describe** (*I saw...*)

**Analyze** (*I wonder...*)

**Interpret** (*I think/feel...*)

**Evaluate** (*I believe...*)

# GRUG

and the rainbow

**THE NEW VICTORY® THEATER**

A NEW 42ND STREET® project

NEW VICTORY® SCHOOL TOOL® Resource Guides





# MY TRAVELING GRUG

Now that Grug has found his rainbow, he wants to set off on his next big adventure! Can you and your students show him around the city?

1. Have students grab their finger puppets from the **Before** section and take Grug with them around school, on the bus or subway train, through their neighborhood and homes!
2. Encourage them to take photos, videos or boomerangs of all of their adventures with Grug.
3. Now that your students have captured Grug in photos all around town, have them print their pictures, bring them into class and create a Grug collage wall in your classroom!
4. You can also send photos and videos to New Victory Education at [classroomworkshops@new42.org](mailto:classroomworkshops@new42.org)!



# GRUG

and the rainbow

THE NEW VICTORY® THEATER

A NEW 42ND STREET® project

NEW VICTORY® SCHOOL TOOL® Resource Guides



# CREATIVITY PAGE

## Grug's Next Big Adventure



Grug may be the main character of GRUG AND THE RAINBOW, but he has lots of fun friends, too! In the play, you saw him go on adventures with Cara the carpet snake and Snoot the echidna. Choose another adventure for Cara, Snoot or another imagined animal friend that Grug might have and tell a brand new story.

Could they go on an adventure through outer space? How about an underwater adventure?

Use your imagination and draw your story in the boxes below!

Beginning

Middle

End







## AFTER / ACTIVITY



# WAIT A MINUTE, MR. POSTMAN!

When Grug was in the hospital after he fell off his bike, he decided to draw pictures to make the other patients feel better. Can you and your students help Grug send letters to people who might need cheering up?

Have your students draw a picture in the space provided on the next page.  
When they're done, gather your drawings and send them to a local hospital  
or a community organization of your choice!



# GRUG

and the rainbow

**THE NEW VICTORY® THEATER**

A NEW 42ND STREET® project

NEW VICTORY® SCHOOL TOOL® Resource Guides





Dear Friend(s),

Draw a picture  
of something that makes  
you happy! My favorite  
things are snails, watermelon  
and my friend Cara the  
Carpet Snake.

What makes you  
feel happy?

Signed,

\_\_\_\_\_  
(your name)

**THE NEW VICTORY® THEATER**  
A NEW 42ND STREET® project





## Sources

<https://windmill.org.au/>

<http://grug.com.au/>

<http://busytoddler.com/2016/01/rainbow-oobleck/>

<https://www.adelaidezoo.com.au>

<http://www.australia.com/en-us/places/adelaide.html>

<http://www.onthesnow.com/australia/ski-resorts.html>

<http://hmcs.scu.edu.au/musicarchive/AusGeneral.html>

<https://www.australiazoo.com.au/our-animals/reptiles/boas-and-pythons/carpet-pythons>

<http://grug.com.au/about-grug/>

<https://www.anbg.gov.au/gnp/interns-2011/macrozamia-communis.html>

<http://www.livescience.com/21536-oobleck-recipe.html>

# GRUG

and the rainbow

**THE NEW VICTORY® THEATER**

A NEW 42ND STREET® project

NEW VICTORY® SCHOOL TOOL® Resource Guides

