



2016-17 SEASON

# NEW VICTORY<sup>®</sup> SCHOOL TOOL RESOURCE GUIDES

THE NEW VICTORY<sup>®</sup> THEATER

A project of The New 42nd Street, a nonprofit organization

# ELEPHANT



# &



# PIGGIE'S

## "WE ARE IN A PLAY!"

© Artwork by Mo Willems

Kennedy Center Theater for Young Audiences On Tour

Based on the *Elephant & Piggie*  
books by Mo Willems

(L-R) EVAN CASEY AS ELEPHANT GERALD  
AND LAUREN WILLIAMS AS PIGGIE



# THE NEW VICTORY THEATER

The New Victory Theater is New York City's first full-time performing arts theater for kids, their families and classmates. Since it opened in 1995, The New Victory has quickly become an integral part of the cultural landscape in New York City, presenting a full season of adventurous, multidisciplinary works from around the globe and close to home. The New Vic seeks out sophisticated, thought-provoking, professional productions that are as artistically rich as they are entertaining.

The international productions on NEW VICTORY stages inform and inspire the work of the award-winning NEW VICTORY Education Program through a dynamic combination of school and public programs. Our school programs serve over 40,000 Pre-K through 12th grade students and teachers each season at almost no cost to the kids or their schools. Many of our partners are NYC-area Title I schools, with a high percentage of students who would be unable to experience live theater if it weren't for The New Victory. The enthusiastic young people who greet you on your way into the theater are part of the New Vic Usher Corps, a 3-year program that provides 27,000 hours of paid employment for 75-80 high school and college-age youth each season. Families who attend the New Vic together combine their theater-going with NEW VICTORY Family Workshops, as well as free in-theater engagement activities. Together, these nationally-recognized programs exemplify the organization's long-standing commitment to the intrinsic value of cultural participation in the lives of young people and families.

## NEW VICTORY® SCHOOL TOOL® Resource Guides

Available to Education Partners for every show in our season, NEW VICTORY SCHOOL TOOL Resource Guides provide educators with comprehensive materials that explore the artistry and key themes of each production. Filled with practical, ready-to-implement activities that allow any teacher to incorporate The New Victory into their classroom, the NEW VICTORY SCHOOL TOOL Resource Guides are designed to enrich the performance experience before, during and after the students' trip to the theater.

## NEW VICTORY Education Partnership

The NEW VICTORY Education Department is committed to building impactful and long-lasting relationships with schools and after-school programs. We believe that creating strong and meaningful partnerships between schools and arts organizations allows school communities to deeply enrich their arts programs and infuse creativity across the curriculum. By annually enrolling in the unique and award-winning NEW VICTORY Education Partnership Program, schools take advantage of \$2 tickets to NEW VICTORY school-time and after-school performances, free classroom workshops led by highly skilled teaching artists, in-depth resources and professional development that allow teachers to incorporate the arts into their classrooms.

## Making Connections to Learning Standards

NEW VICTORY SCHOOL TOOL Resource Guides align with the Common Core State Standards, New York State Learning Standards and New York City Blueprint for Teaching and Learning in the Arts. We believe that these standards support both the high quality instruction and deep engagement that The New Victory Theater strives to achieve in its arts education practice.

Please be advised that the unauthorized reproduction or distribution of NEW VICTORY® SCHOOL TOOL® Resource Guides for any purpose other than educational, such as for commercial or monetary gain, may constitute copyright infringement and may be punishable by law. For more information, please contact the NEW VICTORY Education Department at [Education@NewVictory.org](mailto:Education@NewVictory.org)

## CONTACT INFORMATION

209 W 42nd Street, New York, NY 10036  
[Education@NewVictory.org](mailto:Education@NewVictory.org)  
646.223.3090



NEW VICTORY® SCHOOL TOOL® Resource Guides are made possible by a generous gift in memory of Fr. John R. Scarangelo, OFM whose lifelong passion for the theater was a powerful influence on all who were fortunate to know and love him.



## INSIDE

- PAGE 5** Inside the Show/Company  
A Closer Look  
Where in the World
- PAGE 6** Inside the Art Form
- PAGE 7** Unit Plan Brainstorm

## BEFORE

- PAGE 9** Activity: We Are In Our Own Play!
- PAGE 10** Resources for Families
- PAGE 11** Creativity Page:  
We Are Writing A Song!

## EN ROUTE

- PAGE 12** Heads up!
- PAGE 13** Creativity Page:  
We Are Going to the Theater!
- PAGE 14** Trip Guide

## AFTER

- PAGE 17** Performance Reflection
- PAGE 19** Activity:  
We Are Throwing A Party!
- PAGE 20** Creativity Page:  
We Are Taking A Quiz!

# ELEPHANT & PIGGIE'S

**"WE ARE IN A PLAY!"**



# INSIDE

A behind-the-curtain look at the artists, the company and the art form of this production.

## COMMON CORE STANDARDS

**Reading:** 1; 2; 3; 4; 5; 6; 7

**Writing:** 2; 3; 4; 6; 7; 9; 10

**Speaking and Listening:** 1; 2; 3; 4; 5; 6

**Language:** 1; 2; 3

## NEW YORK STATE STANDARDS

**Arts:** 1; 2; 3; 4

**English Language Arts:** 1; 2; 3; 4

**Social Studies:** 1; 2; 5

## BLUEPRINT FOR THE ARTS

**Theater:** Theater Making,  
Developing Theater Literacy,  
Making Connections

## Summary

Elephant Gerald is a careful, formally-attired worrywart. Piggie is a perky, smiley bundle of fun. Total opposites? No way! In *ELEPHANT & PIGGIE'S WE ARE IN A PLAY!*, a musical adaptation of Mo Willems's best-selling children's books, Elephant and Piggie are BFFs. The two sing and dance their way through plenty of pachydermal peril and swiney suspense, facing fundamental questions like: What do you wear to a fancy costume pool party? Should you share your ice cream? And how can two friends play with one toy? Backed by nutty backup singers The Squirrelles, Elephant and Piggie will have you giggling out loud in this romp of a musical!



**ELEPHANT  
&  
PIGGIE'S**  
"WE ARE IN A PLAY!"





# INSIDE

Where in the world is the show from?

WASHINGTON, D.C.



Theodore Roosevelt, the 26th President of the United States, and his family played host to many pets during their time at the White House. The Roosevelt White House was home to a small bear, guinea pigs, a badger, a one-legged rooster, a hyena, a barn owl, a pony, Baron Spreckle the hen and, get this, a PIG!

Though there are many different species of elephants, the African elephants are the largest of all land living animals. In fact, the average length of an adult African elephant is approximately 21 feet! Approximately 56,873 elephants, end to end, equals the 226 miles from New York City to Washington, D.C.!

# MUSICAL THEATER + COMEDY x FRIENDSHIP = ELEPHANT & PIGGIE'S WE ARE IN A PLAY!

## A Closer look:

ELEPHANT & PIGGIE'S WE ARE IN A PLAY! is a musical theater production that follows a day in the life of Elephant and Piggie, two lovable characters from Mo Willems' beloved book series. The musical was commissioned by Kennedy Center Theater for Young Audiences (KCTYA), an organization located in Washington D.C., committed to fostering the creation of theater for kids and families. In fact, every year, KCTYA commissions at least three new plays and musicals by artists from across the globe.

In ELEPHANT & PIGGIE'S WE ARE IN A PLAY!, the creative team, which includes Mo Willems himself, has developed a book and score based on the beloved characters in the ELEPHANT & PIGGIE book series. A creative choice of this production is that the animals (Elephant Gerald, Piggie, The Squirrelles, etc.) aren't represented literally, but through costume elements that suggest who and what they are. For example, Elephant Gerald wears an elephant grey suit, while the actor that is portraying him embodies Gerald's manic tendencies.

While ELEPHANT & PIGGIE'S WE ARE IN A PLAY! isn't a traditional adaptation, KCTYA has produced and presented theatrical adaptations of other such beloved books as *Charlie and the Chocolate Factory* and *Alexander and the Terrible, Horrible, No Good, Very Bad Day*.

## Did You Know:

ELEPHANT & PIGGIE'S WE ARE IN A PLAY! is considered to be vaudevillian in style. The term "vaudeville" is derived from the French expression "voix de ville," which translates to "voice of the city." A standard vaudeville show bill would consist of a range of acts such as sketch, acrobatic and musical acts, jugglers and song and dance. The Palace Theatre, located at 47th Street and Broadway, was considered the epitome of success for vaudevillians. The theater has operated as a legitimate Broadway theater since 1966.

Mo Willems has written 25 ELEPHANT & PIGGIE books! In all of those books, if you look closely, you can find The Pigeon! According to Willems, The Pigeon doesn't like when Mo makes books that aren't about him, so he hides somewhere in every Willems book. The next time you're reading an ELEPHANT & PIGGIE book, be on the lookout for that sneaky little guy! Hm... maybe he's even hiding in this School Tool!



# ELEPHANT & PIGGIE'S

"WE ARE IN A PLAY!"



# INSIDE / THE ART FORM

## MUSICAL THEATER

Musical Theater brings together acting, live music and dance into one all-encompassing production. Singing conveys a deeper level of emotion, allowing the characters to express themselves beyond spoken dialogue, monologue or soliloquy. *ELEPHANT & PIGGIE'S WE ARE IN A PLAY!* will have live musicians accompanying the performers, to help tell the story and support the action. Other examples of Musical Theater are *A Year With Frog and Toad* (stage), *The Wizard of Oz* (film) and every episode of *Glee* (television), which employs elements of musical theater in every episode!

## VAUDEVILLE

Vaudeville is a type of theatrical entertainment, created and popularized in the U.S. in the early 20th century, featuring a mixture of specialty acts such as comedy, song and dance. Vaudeville was variety entertainment, consisting of a diverse series of acts ranging from singing groups to animal tricks, from comedy routines to acrobatics, to short musical plays. A typical bill consisted of approximately 13 acts, most of which were typically 6-15 minutes in length. Vaudeville was, without a doubt, the most popular form of American entertainment from the 1880s through the 1930s, when movies, also known as "talkies," made the genre obsolete.

## WHAT DO YOUR STUDENTS KNOW NOW?

Prior to exploring *ELEPHANT & PIGGIE'S WE ARE IN A PLAY!* with your students, find out how much they already know about **MUSICAL THEATER**. In addition, allow them to explore the theme: **FRIENDSHIP**.

*Have you ever seen a play or musical before? Which did you enjoy more and why?*

*What element(s) of musical theater (acting, singing or dancing) do you like best? Why?*

*Have you ever read an *ELEPHANT & PIGGIE* book before?*

*Was there ever a time when you had to help your best friend solve a problem? How did that make you feel?*

*Have you and your best friend ever had a disagreement? If so, how did you resolve that?*



**ELEPHANT  
&  
PIGGIE'S**  
**"WE ARE IN A PLAY!"**



# INSIDE / UNIT PLAN BRAINSTORM

## SHOW AND TELL AND PLAY (ELA)

Use the experience of seeing ELEPHANT & PIGGIE'S WE ARE IN A PLAY! to inspire a book-themed show-and-tell! Begin by reading an ELEPHANT & PIGGIE book aloud to your students. Then, tell them to bring in a copy of their favorite book. Ask each student to show their book to the class, share one moment they love from the story and why that book is their favorite! To enhance the sharing experience, have the students read their favorite moment from the book aloud to the class. *Note: For younger students, read aloud and ask them to embody the character(s) from the book! To support this unit, use the Activity: We Are Throwing A Party! in the **After** section.*

## THAT'S SOOOOO DRAMATIC (ELA, THEATER)

A play is a story that is meant to be performed, not just read. As a class, in groups or individually, have your students embark on a creative writing or theatrical play unit that allows them to explore what it means to create a story. Explain that all stories have a beginning, middle and end (i.e., *The Three Little Pigs, Cinderella's Glass Slipper, The Snow Queen*), and that that can be the starting point for creating their basic story structure. Layer in a dramatic arc or story mountain that consists of an Inciting Incident, Rising Action (Beginning), Climax (Middle), Falling Action (Middle) and Resolution (End). As a class, use this added knowledge to build on their short story. Then, turn their story into a real play! Perform select scenes or present the whole play to an invited audience of parents or peers! To support this unit, use the Activity: *WE ARE IN OUR OWN PLAY!* in the **Before** section.

## ELEPHANT & PIGGIE'S NEXT BIG ADVENTURE (ELA)

ELEPHANT & PIGGIE'S WE ARE IN A PLAY! combines lots of different adventures into one hilarious show. But what happens after the play ends? Let this production inspire a unit on imaginative storytelling! In the show, Elephant and Piggie come to the realization that they are in a play, leaving them wondering what will happen when the script has no more pages. But you and your students can continue their story! With your students, imagine the following: *What happens when the lights go out? Where do Elephant and Piggie go next? What character(s) might they encounter? Will they fly to another country in an airplane? Will they sail away on a ship? Will they get jobs? What happens next is up to you and your students! In groups or as a class, write or draw Elephant & Piggie's next big adventure!*

### \*TEACHER'S NOTE

Definition of the points of a dramatic arc or story mountain are listed in the Activity: WE ARE IN OUR OWN PLAY! in the **BEFORE** section.



# BEFORE

Ready-to-implement classroom activities that explore the themes and artistry of the show

## COMMON CORE STANDARDS

**Writing:** 3; 4

**Speaking and Listening:** 1; 2; 6

**Language:** 1; 2; 3

## NEW YORK STATE STANDARDS

**Arts:** 1; 2

**English Language Arts:** 1; 2; 3; 4

## BLUEPRINT FOR THE ARTS

**Theater:** Theater Making,  
Developing Theater Literacy,  
Making Connections



**ELEPHANT  
&  
PIGGIE'S**  
"WE ARE IN A PLAY!"





# BEFORE / ACTIVITY

## WE ARE IN OUR OWN PLAY!

In ELEPHANT & PIGGIE'S WE ARE IN A PLAY! Elephant and Piggie are, well, in a play. But what does that mean? In a play, the dramatic arc consists of the main characters finding themselves faced with a problem that must be solved, having a moment of realization and taking steps to come to a resolution. Now it's time for you and your students to create your own play. But, like all of Elephant and Piggie's adventures, the story must come first. Ready? Set! PLAY!

**MATERIALS NEEDED:** Chart paper, blank sheets of paper, crayons

1. Begin by telling your students that, as a class or individually, they're going to be creating their own book about friendship! Begin a brainstorm with your students by asking them the questions below. As ideas are thrown around, write them down on chart paper so you can recall them later.

*What is friendship?  
Who or what are the main characters?  
Who or what are their friends?  
How and where did they meet?  
Do they have enemies?  
What problem(s) could the characters be faced with and how do they solve them?  
How do the play's characters work together to solve their problems?  
What is the final resolution? How does the play end?  
Now that we know all there is to know about the characters, what is our story's setting and time period?*

2. Now that you've created all of the elements of your book, either divide your students into groups or have them work independently to draw different points in the story. For instance, if there are five groups, each group can draw and color the five different points in the story's dramatic arc.\*
3. Once your students have done this, work with them to create one or two sentences to accompany each drawing. Then, compile the drawings and writings into a book and show the class their creation!
4. But, wait! They're not done yet! Now tell the students it's time to bring the characters to life. Encourage students to choose a character from the story and picture themselves as that character. To become that character, instruct them to use physical gestures and vocal sounds. Give them prompts to help them along, like *How does your character walk? How does your character sound when they speak? What would they do if they were happy? What would they do if they were sad? What would they do if they were faced with a problem? How would they react if they found a solution to a problem? How would they celebrate a victory? and so on.*

5. Go through each point in the story's arc, referring to the writings and drawings when needed, and have the students bring the story to life including each scene's environment.
6. Finally, tell your students that they've just created their very own play!

### \*TEACHER'S NOTE

Below is a list of the five points in a dramatic arc. You can choose to incorporate these terms in your lesson or simply use them to inform the way you approach this activity!

**Inciting Incident:** Our characters find themselves in an unknown situation. This is the event or decision that begins a story's problem

**Rising Action:** The story's characters realize there is a problem

**Climax:** The most dramatic part of the story, during which the problem is at its worst, but is overcome

**Falling Action:** What happens after the problem is addressed

**Resolution:** The conflict is finally solved

### REFLECTION QUESTIONS

*What were some of your favorite moments from today's activity?*

*What was it like to write your own story and create brand new characters?*

*What was it like to bring a character you created to life?*

*What did you learn from today's activity that you didn't know before?*



# BEFORE / RESOURCES FOR FAMILIES

Be a part of your kid's field trip! [www.NewVictory.org/SchoolTool](http://www.NewVictory.org/SchoolTool)



## watch

Check out the video trailer and a message from the company!

[WWW.NEWVICTORY.ORG](http://WWW.NEWVICTORY.ORG)

While you're there, do the suggested Family Activities to learn more about the show.

## ask



### Ask your kid **BEFORE** the show:

*How do you think the performers will bring Elephant and Piggie to life?  
What are you most excited about for your trip to The New Victory Theater?*

### Ask your kid **AFTER** the show:

*What was your favorite part of the show?  
Did anything about the show surprise you?  
What did you think of the characters' costumes?  
What did you like? What didn't you like?*

## visit



The New Victory is New York City's only performing arts theater exclusively devoted to kids, their families and classmates, bringing exhilarating stories, innovative art forms and unparalleled performers from around the world to its historic stage in Times Square. For a full list of shows in the New Vic 2016-17 season, visit [NewVictory.org](http://NewVictory.org).

**ELEPHANT  
&  
PIGGIE'S**  
"WE ARE IN A PLAY!"



CREATIVITY PAGE

# WE ARE WRITING A SONG!

**ELEPHANT & PIGGIE'S WE ARE IN A PLAY!** is a musical about friendship, teamwork and sharing. With your teacher's help, fill in the blanks below to create a song all about your favorite thing!

I woke one day to find a \_\_\_\_\_ on my floor.  
*(your favorite thing)*

I \_\_\_\_\_ with \_\_\_\_\_ excitement, then I had to explore!  
*(verb)* *(adjective)*

It was \_\_\_\_\_ and \_\_\_\_\_ and had a \_\_\_\_\_ on its side.  
*(a color)* *(a color)* *(prominent feature)*

Now every time I \_\_\_\_\_ it I am filled with pride!  
*(verb)*

I love my \_\_\_\_\_! I love my \_\_\_\_\_!  
*(your favorite thing)* *(your favorite thing)*

I really, really, really, really \_\_\_\_\_ my \_\_\_\_\_!!  
*(verb)* *(your favorite thing)*



ONCE YOU'VE CREATED YOUR SONG, SET IT TO A TUNE!  
Then, connect with a partner and share your song with them!



# EN ROUTE

Trip logistics and a brief student activity to be completed shortly before seeing the show.

Provide this section to all teachers and chaperones attending the show!

## BLUEPRINT FOR THE ARTS

Visual Arts: Art Making,  
Making Connections

## Heads up!

ELEPHANT & PIGGIE'S WE ARE IN A PLAY! is about friendship, teamwork and conflict resolution. This production employs live music, musical theater and vaudeville-style performance! It's also important to note that, while the costume design suggests the various animals being portrayed on stage, they aren't literal interpretations of their illustrated counterparts. Prepare your students to watch closely and see how Elephant, Piggie and their friends come to life on stage!



**ELEPHANT  
&  
PIGGIE'S**  
"WE ARE IN A PLAY!"





# CREATIVITY PAGE



## WE ARE GOING TO THE THEATER!

Use the bubbles below to draw and write about all the sights, sounds and textures you see, hear and feel on your way to see **ELEPHANT & PIGGIE'S WE ARE IN A PLAY!**

What's happening all around you as you make your way to The New Victory Theater?

Draw it all in the spaces below!



WHAT THINGS DO YOU SEE?

WHAT SOUNDS DO YOU HEAR?

WHAT THINGS DO YOU FEEL?

WHAT SCENTS DO YOU SMELL?



# TRIP GUIDE

Provide this resource to the School Trip Leader and all teachers/chaperones attending the performance.

## Before you leave school

We advise you to LEAVE ALL BAGS AND LUNCHES at school, if possible. If not, bags will be collected by NEW VICTORY staff and stored during the performance.

Plan to arrive at the NEW VICTORY venue at least 30–45 minutes before curtain time. The building opens one hour prior to curtain (i.e. 10am for an 11am performance). If you realize that your group is running late, please contact the theater DIRECTLY at **646.223.3020**. If you will be arriving by bus, please ensure that your driver drops your group off on the **north side** of 42<sup>nd</sup> Street between 7<sup>th</sup> and 8<sup>th</sup> Avenues.

## Arrival

When you reach 42<sup>nd</sup> Street, a member of the New Victory Front of House staff wearing a green vest will check in with the school trip leader.

If you arrive by bus, they will direct your bus to a location on the street where it is safest to unload the students.

It is important to wait until our staff checks in the School Trip Leader and Bus Driver before unloading the students.

They will record the bus number and give the School Trip Leader and the Bus Driver correlating tags.

**Please remember to have the School Trip Leader and the Bus Driver exchange cell numbers.**

The Front of House staff will give a time for the bus to return to pick up your school group.

## The question of lunch

NEW VICTORY venues are not equipped to host lunch/snacks. In the early autumn and spring months, nearby Bryant Park (42<sup>nd</sup> Street at 6<sup>th</sup> Avenue) offers a pleasant place for lunching, and there are also public restroom facilities.

## Seating

In order to make your experience at the theater as efficient and safe as possible, you will not be issued tickets. Your group will be assigned seats in advance by the Education Department. Your seating assignment will not be available prior to the performance. If you have any questions, please contact the Education Department at: Education\_Tickets@NewVictory.org.

## Accessibility

Wheelchair accessibility: Wheelchair seating must be requested in advance, at the time of the ticket request, and is subject to availability. Assisted listening devices are available for patrons who have hearing impairments.



# TRIP GUIDE

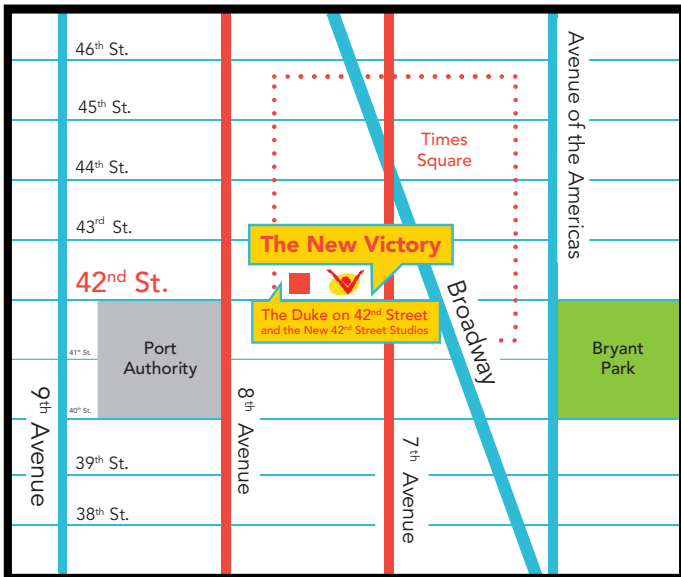
If you are traveling by bus, please also share this important information with the bus driver.

## Directions to

**THE NEW VICTORY THEATER OR THE DUKE ON 42ND STREET/  
209 West 42nd Street**      **NEW 42ND STREET STUDIOS  
229 West 42nd Street**

### BY SCHOOL BUS

It is safest to drop off and pick up your school group on **the north side of the street** in front of the venue. Turn onto 42nd Street from 7th Avenue so students can unload in front of the theater space.



### During the show

42nd Street is extremely congested and has a high volume of traffic. According to the New York City Department of Transportation, vehicles are not allowed to sit idle or park on the street without special permission. Once your bus is empty, it is important that the bus driver find parking at a nearby location—see possible parking locations below.

If a driver chooses to park on 42nd Street, they do so at their own risk of being ticketed by the police. The New Victory Theater is not responsible for bus drivers who receive parking tickets.

### Possible parking locations

8th Avenue (both sides) between 38th and 39th Streets  
11th Avenue (both sides) between 39th and 40th Streets

### Pick up

Taking Midtown traffic into consideration, bus drivers should leave their waiting location approximately 10 minutes prior to the return time given by the Front of House staff. Front of House staff will also help find a spot on 42nd Street to safely load your student group after the show has ended.

### BY MTA, SUBWAY OR BUS

#### 1/2/3, N/R/Q/W/7

Exit the station at 42nd Street/7th Avenue. When you come out of the turnstile, take the stairs to your right. All NEW VICTORY venues are directly to the west of the subway station.

#### A/C/E to Port Authority

Exit at 42nd Street/8th Avenue. Walk to 42nd Street, turn east, and continue walking until you arrive at NEW VICTORY venues.

#### B/D/F/M

Exit at 42nd Street/6th Avenue. Walk west on 42nd Street until you come to 7th Avenue. The venues are on the north side of the street at 7th Avenue, next to the subway station.

The M10, M16, M27, M42, M104 buses all stop within one block of the venues.



# AFTER

Ready-to-implement classroom activities that offer the opportunity to reflect on and extend the experience of attending the performance

## COMMON CORE STANDARDS


**Reading:** 1  
**Writing:** 2; 3; 4; 5  
**Speaking and Listening:** 1; 2; 3; 4; 6  
**Language:** 3

## NEW YORK STATE STANDARDS

**Arts:** 1; 2; 3  
**English Language Arts:** 1; 3

## BLUEPRINT FOR THE ARTS

**Theater:** Theater Making,  
Developing Theater Literacy,  
Making Connections



**ELEPHANT  
&  
PIGGIE'S**  
"WE ARE IN A PLAY!"





# AFTER / PERFORMANCE REFLECTION

Following your trip to the New Victory, you may find that your students want to discuss the performance and their own opinions. Reflecting on the show and voicing an aesthetic response is an important part of the theater-going experience. Allowing your students the opportunity to articulate their own thoughts and hear the ideas of their classmates will increase the impact of the theater experience.

Engage in a conversation with your students regarding their thoughts and feelings about the show. Use the following questions as prompts:

*What were your favorite moments in the show?*

*What did you think about Elephant and Piggie's costumes?*

*What themes did you notice in the show?*

*How did the story make you feel?*

*Could you tell that Elephant and Piggie were best friends? How so?*

## TEACHER TIP

Engaging in dialogue, asking questions and recalling observations are skills that we believe should be fostered and encouraged. When leading a performance reflection discussion, try the following model of critical response:

Describe (I saw...)

Analyze (I wonder...)

Interpret (I think/feel...)


Evaluate (I believe...)

**ELEPHANT  
&  
PIGGIE'S**  
"WE ARE IN A PLAY!"



## AFTER / PERFORMANCE REFLECTION

Use the space below to draw your favorite moment from ELEPHANT & PIGGIE'S WE ARE IN A PLAY! Think about the sets, costumes and characters!



**ELEPHANT  
&  
PIGGIE'S  
"WE ARE IN A PLAY!"**

## WE ARE THROWING A PARTY!

Now that you've seen *ELEPHANT & PIGGIE'S WE ARE IN A PLAY!*, it's time to throw your own costume party, just like The Squirrelles did, with the school principal as your guest of honor!

1. Tell your students that the class is going to throw a party and you'll be inviting the school principal to tell them all about the experience of seeing a real live show at a real live theater! To prepare for the party, ask your students the following questions:
  - a. What was your favorite part of the show?
  - b. Who was/were your favorite character(s)?
  - c. What song did you like the most?
  - d. How did you feel when Elephant accidentally broke Piggie's new toy?
  - e. What part made you laugh the most?
  - f. Could you tell that Elephant and Piggie were best friends?
2. As a class, pick a party theme!
3. Once you've chosen the theme, ask the students to work together to create a large invitation to send to the school principal! The students can decorate it as they see fit. Note: The students can also create smaller invitations in small groups.
4. At your party, use the prompts from Step 1 or use prompts of your own, to guide the students as they tell the principal all about seeing *ELEPHANT & PIGGIE'S WE ARE IN A PLAY!*
5. As an added bonus, have volunteers recreate their favorite moments from the show!



### REFLECTION QUESTIONS

*What was your favorite part of today's party?*

*Which characters from *ELEPHANT & PIGGIE* would you have invited to our party?*

*What do you think happens when the play ends?*

*What is their next adventure together?*

*How do you think Elephant and Piggie met and became friends?*



**ELEPHANT  
&  
PIGGIE'S  
"WE ARE IN A PLAY!"**

# CREATIVITY PAGE

## We are Taking a Quiz!

In **ELEPHANT & PIGGIE'S WE ARE IN A PLAY!**, Elephant is constantly worried that things will go wrong while Piggie always sees the silver lining, and The Squirrelles just wanna have fun! Are you an Elephant? Are you a Piggie? Are you a Squirrelle?

TAKE THIS QUIZ TO FIND OUT!

Take it alone, or your teacher can guide the whole class through it.

**1. If you could play any instrument, what would it be?**

- a) Piano
- b) Trumpet
- c) Harmonica

**2. If it's raining outside, what do you feel?**

- a) Happy
- b) Sad
- c) Wet

**3. Out of the choices below, what is your favorite color?**

- a) Pink
- b) Green
- c) Grey

**4. What type of dance is your favorite?**

- a) Ballet
- b) Hip Hop
- c) I don't like to dance

**5. If you got a brand new toy, what would you do with it?**

- a) Keep it all to myself
- b) Show it to a friend
- c) Give it to my best friend


**6. If you could throw any kind of party, what kind of party would you throw?**

- a) A costume party!
- b) A pool party!
- c) I wouldn't throw one, because I don't like parties

**7. If you needed to solve a problem, what would you do?**

- a) Ask my best friend for help
- b) Solve it by myself
- c) Run away from it and hope it solves itself

Now, add up your points and see if you're an Elephant or a Piggie or a Squirrelle!



**LEGEND:**

A's = 6 points each  
B's = 4 points each  
C's = 2 points each

**1 - 16 Points = YOU'RE A Squirrelle!**

You've got excellent fashion sense, and you can sing and dance like crazy! AND you throw one doozy of a party!

**15-28 Points = YOU'RE AN Elephant!**

You know that problems can happen, but you also know you can solve them. You're a loyal friend and would do anything you could to help others!

**28-42 Points = YOU'RE A Piggie!**

You may not be able to play the trumpet (yet!), but you always see the bright side of a bad situation! You're also an excellent friend that sings and dances better than anyone... except Elephant Gerald, that is. Elephant can dance just as well as you!

**BONUS**

After you've finished tallying up your points, try to draw yourself as your designated character!







## Sources

<http://xroads.virginia.edu/~ma02/easton/vaudeville/vaudevillemain.html>

<http://www.pbs.org/wnet/americanmasters/vaudeville-about-vaudeville/721/>

<https://www.loc.gov/exhibits/bobhope/vaude.html>

<http://www.mowillems.com/>

<https://www.musicals101.com/musical.htm>

<http://www.virtualvaudeville.com/hypermediaNotes/WhatIsVaudevilleF.html>

<http://education.kennedy-center.org/programs/family/ontour/>

[http://www.theanimalfiles.com/mammals/elephants/african\\_elephant.html](http://www.theanimalfiles.com/mammals/elephants/african_elephant.html)

<https://washington.org/DC-information/washington-dc-quick-facts-kids>

<http://www.nationalgeographic.com/animals/mammals/a/african-elephant/>

